

New Zealand Miniature Horse Association (Inc)



**New Zealand Miniature Horse Association Inc**

# **2011/2012 OFFICIAL RULE BOOK**

## **Part B**

# **OFFICIAL SHOW RULES**

*August 2011 Edition –*

*Note: **All changes from previous edition are bold and underlined***

*© Copyright 2008 New Zealand Miniature Horse Association (Inc)*

*No portion of this publication may be reproduced without the prior written consent of the  
New Zealand Miniature Horse Association (Inc)*





## Contents

### Constitution and Rules

<b>SHOW RULES .....</b>	<b>6</b>
<b>G - GENERAL RULES .....</b>	<b>6</b>
G01 - BREED STANDARD OF EXCELLENCE - THE MINIATURE HORSE .....	6
G02 - PRESENTATION FOR SHOWING .....	7
G03 - ELIGIBILITY FOR SHOWING .....	7
G03.01 – General Rules.....	7
G03.02 - Minimum Age of Horses .....	8
G03.03 - Minimum Age of Handlers .....	8
G04 - DEFINITIONS .....	9
G05 - HEIGHT VERIFICATION.....	10
G06 - JUDGES .....	12
G07 - STEWARDS AND OFFICIALS .....	12
G08 - DRUGS AND ARTIFICIAL IRRITANTS .....	13
G08.01 - Drug Testing.....	13
G08.02 - Miscellaneous Prohibitions .....	14
G09 - PROTESTS.....	14
G09.01 - General .....	14
G09.02 - Protests Concerning Heights.....	15
G10 - RING PROCEDURE .....	15
<b>B - BREED HALTER SECTION RULES .....</b>	<b>18</b>
B01 - BREED HALTER SPECIFIC RULES .....	18
B02 - BASIS OF JUDGING .....	19
B03 – BREED HALTER WORKOUT .....	20
Diagram One - NZMHA Official In-Hand Workout No. 1.....	21
Diagram Two – Trial NZMHA In-Hand Workout <b>(To be trialled at B Rated or Lower Hi-Point Shows Only)</b> .....	22
Diagram Three – NZMHA Official In-Hand Workout No 2. ....	23
Diagram Four – NZMHA Official In-Hand Workout – May not be used at the National Show No. 3.....	24
B04 - SPECIALTY HALTER CLASSES .....	25
B04.01 - Best Presented .....	25
B04.02 - Showmanship .....	25
B04.02.01 - Diagram Three – Showmanship Instructions - “Quartering”.....	26
B04.02.02 - Diagram Four – Showmanship Pattern # 1 .....	27
B04.02.03 - Diagram Five – Showmanship Pattern # 2.....	28
B04.02.04 - Diagram Six – Showmanship Pattern # 3 .....	29
B04.02.05 - Diagram Seven – Showmanship Pattern # 4 .....	30
B04.02.06 - Diagram Eight – Showmanship Pattern # 5 .....	31
B04.02.07 - Diagram Nine – Showmanship Pattern # 6.....	32
B04.02.08 - Showmanship Championships.....	34
B04.03 - Colour .....	34
B04.04 - Best Head.....	35
B04.05 - Movement.....	35
B05 - NOVELTY HALTER CLASSES .....	35
B05.01 - Costume (Fancy Dress).....	35
B06 - PROGENY CLASSES.....	36
B06.01 - Produce of Dam.....	36
B06.02 - Get of Sire.....	36
B07 - OWNER/BREEDER CLASSES.....	37
B07.01 - Breeders Award of Merit .....	37
B07.02 - Three by One Owner .....	37
<b>B08 -SWEEPSTAKES CLASSES .....</b>	<b>37</b>
<b>P – HALTER PERFORMANCE SECTION RULES .....</b>	<b>38</b>
P01 – PERFORMANCE SECTION SPECIFIC RULES.....	38





P01.01 – Performance Card - Horses .....	38
P01.02 – Performance Card - Handlers .....	38
<b>O01 – TRAIL AT HALTER.....</b>	<b>38</b>
O01.01 - General .....	38
O01.02 - Compulsory Equipment .....	38
O01.03 - Prohibited Equipment .....	39
O01.04 - Course Requirements .....	39
O01.05 - Suggested Obstacles .....	39
O01.06 - Basis of Judging .....	41
O01.07 – Trail at Halter Championships .....	41
<b>J - IN-HAND JUMPING SECTION RULES.....</b>	<b>42</b>
J01 - General .....	42
J02 - Compulsory Equipment .....	42
J03 - Prohibited Equipment .....	42
J04 - Definitions .....	42
<b>J05 - HUNTER .....</b>	<b>43</b>
J05.01 - General Course Requirements .....	43
J05.02 - Specific Course Requirements .....	44
J05.03 - Jump Construction .....	44
J05.04 - Basis of Judging .....	44
J05.05 - Scoring .....	45
J05.06 - Hunter Championships .....	45
<b>J05.07 - INTRODUCTORY HUNTER .....</b>	<b>46</b>
J05.07.01 - General.....	46
J05.07.02 - Course Requirements .....	46
J05.07.03 - Basis of Judging .....	46
J05.07.04 - Scoring .....	46
<b>J05.08 - EXHIBITOR HANDLING A HUNTER .....</b>	<b>47</b>
J05.08.01 - Equipment .....	47
J05.08.02 - Course Requirements .....	47
J05.08.03 - Basis of Judging .....	47
J05.08.04 - Scoring .....	47
<b>J06 - TROTGING OVER POLES .....</b>	<b>47</b>
J06.01 - General Rules .....	47
J06.02 - Course Requirements .....	47
J06.03 - Pole Construction .....	48
J06.04 - Basis of Judging .....	48
<b>J07 - FAULT AND OUT .....</b>	<b>48</b>
J07.01 - Equipment .....	48
J07.02 - Course Requirements .....	48
J07.03 - Jump Construction .....	48
J07.04 - Basis of Judging .....	49
J07.05 - Scoring .....	49
<b>J08 - SIX BAR JUMPER .....</b>	<b>49</b>
J08.01 - Optional Equipment.....	49
J08.02 - Course Requirements .....	49
J08.03 - Jump Construction .....	50
J08.04 - Basis of Judging .....	50
J08.05 - Scoring .....	50
J08.06 - Jump Off.....	51
<b>J09 - JUMPER .....</b>	<b>51</b>
J09.01 - General Course Requirements.....	51
J09.02 - Specific Course Requirements .....	52
J09.03 - Jump Construction .....	52
J09.04 - Optional Equipment.....	52
J09.05 - Basis of Judging .....	52
J09.06 - Scoring .....	53
J09.07 - Jump Off.....	53
J09.08 - Jumper Championships.....	53
<b>H - HARNESS SECTION RULES .....</b>	<b>54</b>





H01 - General Driving Rules .....	54
H02 - Safety Driving Rules .....	54
H03 - Ring Rules and Manners .....	55
H04 - Championship - Roadster, Single Pleasure Driving, Country Pleasure Driving, Multiple Hitch, Whip.....	55
H05 - Best Presented Classes .....	55
H06 - LONG REINING.....	55
H06.01 General Rules.....	55
H06.02 - Compulsory Equipment .....	56
H06.03 - Optional Equipment .....	56
H06.04 - Prohibited Equipment .....	56
H06.05 - Gaits .....	56
H06.06 - Basis of Judging .....	57
H06.07 - Workout.....	57
H07 - ROADSTER DRIVING .....	57
H07.01 - General Rules.....	57
H07.02 - Gaits .....	57
H07.03 - Basis of Judging .....	58
H07.04 - Workout .....	58
H08 - SINGLE PLEASURE DRIVING .....	58
H08.01 - General Rules.....	58
H08.02 - Gaits .....	58
H08.03 - Basis of Judging .....	58
H08.04 - Work Out .....	59
H09 - COUNTRY PLEASURE DRIVING.....	59
H09.01 - General Rules.....	59
H09.02 - Gaits .....	59
H09.03 - Basis of Judging .....	59
H09.04 - Work Out .....	59
H10 - MULTIPLE HITCH.....	59
H10.01 - General Rules.....	59
H10.02 - Gaits .....	60
H10.03 - Basis of Judging .....	60
H10.04 - Workout .....	60
H11 - WHIP.....	60
H11.01 - General Rules.....	60
H11.02 - Basis of Judging .....	60
H11.03 - Workout.....	60
H12 - BASIC HARNESS WORKOUT .....	60
<b>N - NATIONAL SHOW RULES.....</b>	<b>62</b>
N1 Location and Date .....	62
N2 Judges.....	62
N3 Officials .....	62
N4 Judging System.....	62
H5 Sweepstakes Classes .....	63
N6 Height Verification .....	63
N7 Workout.....	63
N8 Notification.....	63
N9 Amendment of National Show Rules.....	64
<b>HP - HI-POINT RULES.....</b>	<b>65</b>
<b>GI - GELDING INCENTIVE RULES.....</b>	<b>68</b>
<b>F - FUTURITY RULES .....</b>	<b>69</b>
<b>O - OTHER SPECIALTY CLASSES.....</b>	<b>71</b>
<b>D - DISCLAIMER.....</b>	<b>71</b>







## SHOW RULES

Note: Changes from the previous edition are **bold and underlined**

### G - GENERAL RULES

#### G01 - BREED STANDARD OF EXCELLENCE - THE MINIATURE HORSE

**GENERAL IMPRESSION:** A small, sound, well balanced horse, falling within the height restrictions as set out in Category A and B of Article 25 of the constitution and rules; possessing the conformation characteristics desirable of most breeds - in fact if there were no size reference the Miniature Horse might give the impression of being a full-sized horse. A Miniature Horse should show refinement and femininity in the mare, boldness and masculinity in the stallion; at the same time displaying impeccable temperament. The general impression should be one of refinement, symmetry, agility and an alert intelligence.

**Since the breed objective is the smallest possible perfect horse, preference in judging shall be given to the smaller horse for its age, when other characteristics are approximately equal.**

**SIZE:** must fall within the height restrictions set out in Categories A and B of Article 25 of the Constitution and Rules, when measured at base of the last hair of the mane.

**HEAD:** in proportion to the length of neck and body, broad forehead with large expressive eyes set well apart, comparatively short distance between eyes and muzzle, profile straight or slightly concave below eyes, clean refined muzzle.

**TEETH:** an even bite is necessary, no more than 3mm out. Parrot mouth or Monkey mouth will be discriminated against (Not disqualified).

**EARS:** medium sized, pointed and alert; tips curved slightly inward.

**THROAT-LATCH:** clean and well defined, allowing ample flexion of the poll.

**NECK:** flexible and lengthy in proportion to the body and style, blending smoothly into withers.

**SHOULDER:** long, sloping and well angulated, allowing a free-swinging stride and alert head/neck carriage, well-muscled fore arm.

**BODY:** well muscled, balanced and well proportioned, short back and loins in relation to the length of underline, smooth and generally level top line, trim barrel.

**HINDQUARTERS:** long well-muscled hips, thigh and gaskin, highest point of croup to be same height as withers, tail set neither excessively high or low but smoothly rounding off rump.

**LEGS:** set straight, true and squarely set when viewed from the side with hooves pointed directly ahead, pasterns sloping approximately 45 degrees and blending smoothly with no change of angle from the hooves to the ground. Hooves to be round and compact, and trimmed suitably but not excessively for an unshod horse.

**GAIT:** smooth and fluid gait in motion, naturally free flowing.

**COLOUR:** any colour or marking pattern is acceptable, **any eye colour is allowed**, the coat should be lustrous and silky.

**TEMPERAMENT:** good temperament is of the utmost importance - curious, alert, intelligent and friendly. Poor or vicious temperament is considered a fault.





## G02 - PRESENTATION FOR SHOWING

The permissible methods of presentation for showing the registered Miniature Horse are:

(a) Freshly clipped, **or**

(b) clipped with a new coat established, **or**

(c) in a natural condition

as long as in all the above the horse is neat, healthy and well presented;

(d) mane and tail are to be natural and free flowing in Halter events;

(e) hooves are to be unshod in Halter and In Hand events. Only horses 36 months and over showing in driving events at the show are allowed to be shod in Halter and In Hand classes. These shod horses are to enter the ring last and are to keep a safe distance from all other entrants;

(f) hooves may be shod in the normal manner for driving events;

(g) manes and tails may be plaited in jumping, obstacle, and driving events;

(h) whether the horse is presented clipped or in natural coat it is permissible to remove the whiskers from the muzzle, nostrils, and jowl, the hair from within the ears, the "feather" from the fetlocks, a portion of the mane from behind the poll in order to enhance the outline of the horse, and the bottom edge of the tail may be trimmed clear of the ground;

(i) alteration of the natural colour of the coat, mane, and tail is not permitted; however, discreet use of equine makeup, and the use of dye to return a sun bleached mane and/or tail to its natural colour, is allowed.

General preparation and presentation will be at the discretion of the owner, but the New Zealand Miniature Horse Association Incorporated (NZMHA), states that the horse must be shown in its best possible visual and health advantage in order to promote the Miniature Horse breed as one of beauty, intelligence and gentleness. Note: "Circus" or "Cute" type presentation is not relevant for any event, other than costume classes.

## G03 - ELIGIBILITY FOR SHOWING

### G03.01 – General Rules

(a) Shows will be open to any horse registered with NZMHA, **whose exhibitor is able to prove valid current registration.** (Senior stallions must have had their Stallion Soundness Certificate lodged with the Registrar)

(b) To enter a show the exhibitor must use the complete name and number of the animal as it is shown on the horse's registration certificate. No substitutions or changes are acceptable, except in the case of "pet" names used for entry at "informal" or "fun" days where the Show Management deems this appropriate. Horses shown under false identity will be automatically and immediately disqualified by the Show Management; the protest fee is waived. Entry forms must be completely filled out for all shows, and must not be accepted by the show management until all information has been listed, copies of registration papers made available if requested, and the entry form signed by the exhibitor.

(c) Horses may be shown if the exhibitor furnishes proof that the registration application has been received at the office of the Registrar of the New Zealand Miniature Horse Association Incorporated with all requirements met prior to the show. Show Management shall accept as proof only a signed statement from the New Zealand Miniature Horse Association Registrar's office, or verbal verification from the same to the Show Manager, that the horse can be shown.





Where a horse is leased, notice of registration of the lease must have been received at the office of the Registrar with all requirements having been met at the time of entry to the show.

- (d) The Show Management shall have the right to waive (a), (b), (c) when they declare a show to be "Open" in which case the word "open" shall appear clearly in the programme.
- (e) No horse shall be shown at a NZMHA Affiliated Club show, Regional show or National Show without a valid NZMHA Show Height Certificate.

Such certificates shall be deemed to be valid for:

- (i) A 3 month period from the date of measuring for foals, yearlings and horses two years of age.
- (ii) A 6 month period from the date of measuring for horses three years and over but under five years.
- (iii) A 12 month period from the date of measuring for horses five years and over..
- (iv) For all NZMHA Regional & NZMHA National Shows (including the Council nominated alternative AAA Show), no height certificates for yearlings or foals are to be older than 45 days old

NZMHA Affiliated Clubs may issue "Day Certificates" where a show is deemed to be "Informal" or "Fun" by the Affiliated Club Show Management where appropriate.

- (f) Where a NZMHA Regional, NZMHA National or NZMHA Affiliated Club Premier Show is held on private property no person with ANY interest in the property (financial or otherwise (including residing on the property or associated properties, employed on the property etc.)) is to exhibit and/or handle ANY horse at the show. Likewise no horse owned, or sold or leased out within the last three months by any person with ANY interest in the property shall be shown at the show.

#### G03.02 - Minimum Age of Horses

<u>Discipline</u>	<u>Minimum Actual Age</u>
ALL (i.e. in order to be shown or present at any show)	two (2) months
Trail at Halter	twelve (12) months
Trotting over Poles	twelve (12) months
Long Reining	twenty four (24) months
Hunter – Introductory	twenty four (24) months
Hunter	thirty six (36) months
Jumper	thirty six (36) months
Six Bar Jumper	thirty six (36) months
Harness classes (except Long Reining)	thirty six (36) months
Fault and Out	thirty six (36) months

Note: No horse under the actual age of twenty four (24) months may jump ANY jump on the show grounds

#### G03.03 - Minimum Age of Handlers

<u>Discipline</u>	<u>Minimum Age</u>
Trail at Halter	
- Youth and Junior Youth classes	Five (5) years
- All other classes	Nine (9) years
ALL "Jumping" Classes (eg. Trotting Poles, Introductory Hunter, Hunter, Jumper, Fault & Out, Six Bar Jumper)	Nine (9) years
Driving classes excluding Multiple Hitch	Nine (9) years - Note 1
Driving – Multiple Hitch	Eighteen (18) years

Note: The age of handlers for all purposes including stallion-handling shall be taken as at 1 August of the current show season.





Handlers 8yrs and under may have an adult supervisor in the arena without penalty. The adult supervisor must have an additional (separate) lead rein attached to the halter at all times.

Note 1: - Handlers under the specified minimum age may compete in these classes **WITH** an adult supervisor (as above) or co-driver (refer safety driving rules) without penalty.

**Special Considerations for Stallions:**

- NO Youth may drive a stallion on the show grounds.
- NO Youth 12 years and under may show or **handle on the show grounds** a stallion of any age, other than a current season's foal.
- NO Youth 13 years and over but less than 16 years may show a stallion other than a current season's foal or yearling.

Youth in Novelty classes (e.g. costume), with or without the presence of an adult supervisor, are NOT EXEMPT from this ruling.

**G04 - DEFINITIONS**

(a) For all Performance classes where separation of classes is desired the following definitions shall apply:

**Novice** – Horses having less than six (6) first placings against competition (ie. At least one other competitor in the class) at an NZMHA Hi-Point Show.

**Open** – Horses having six (6) or more first placings against competition (ie. At least one other competitor in the class) at an NZMHA Hi-Point show.

**Notes:**

- Wins in classes at non Hi-Point / 'informal show', 'fun days' and A&P shows are not to be counted;
- Where a Novice Horse wins champion against an open horse this is to be counted as a first placing against competition.
- Horse may enter Novice or Open – not both.

(b) For all Showmanship/Handler, Driver/Whip or equivalent classes, or other Handler-related classes, the following definitions shall apply:

**Novice** – Handler/Whip having less than six (6) first placings against competition (ie. At least one other competitor in the class) at an NZMHA Hi-Point Show.

**Open** – Handler/Whip having six (6) or more first placings against competition (ie. At least one other competitor in the class) at an NZMHA Hi-Point show.

**Notes:**

- Wins in classes at non Hi-Point / 'informal show', 'fun days' and A&P shows are not to be counted;
- Where a Novice Handler/Whip wins champion against an open horse this is to be counted as a first placing against competition.
- Horse may enter Novice or Open – not both.

Child - Handler of either gender 8 years and under

Youth - Handler/Whip of either gender 17 years and under

Junior Youth - Handler/Whip of either gender 12 years and under

Senior Youth - Handler/Whip of either gender 13 years and over but under 18

Adult - Handler/Whip of either gender 18 years and over.





Lady - Female Handler/Whip 18 years and over.

Gentleman - Male Handler/Whip 18 years and over

Masters - Adult Handler/Whip of either gender 45 years and over

Note: All ages are as at the 1<sup>st</sup> August of the current show season.

- (c) Further subdivision of such segregated classes at 'informal' or 'fun' days shall be at the discretion of the Show Management.

## G05 - HEIGHT VERIFICATION

- (a) The show age of the horse is determined from the 1st of August preceding its birthday. On the 1<sup>st</sup> of August following its birth the horse is deemed to be a yearling with the following exception:

*If the horse is less than 31 days old on August 1<sup>st</sup> **AND** provided that the NZMHA Registrar is satisfied that the foal was born to a mare whose first breeding date was on or after 1<sup>st</sup> September, the horse will be deemed to have been born on August 1<sup>st</sup> for registration and all other purposes and the horses registration will record a birth date of 1<sup>st</sup> August.*

### Category A:

No Category A Horse shall exceed	34 inches in height.
Foals/Weanlings must not exceed	30 inches
Yearlings must not exceed	32 inches
Two Year olds must not exceed	33 inches

### Category B:

No Category B Horse shall exceed	38 inches in height
Foals/Weanlings must not exceed	33 inches

and must also conform to the following minimum heights:

Foals/Weanlings with actual age of between 2 and 4 months not to be less than 28"  
Foals/Weanlings with actual age of 4 months or greater not to be less than 29"

Yearlings **must be over 32 inches** but must not exceed 36 inches  
**Two year olds must be over 33 inches but not exceed 37 inches**  
**Horses three years and older must be over 34 inches.**

Note: An allowance of ¼ inch shall be made for horses shod for the purposes of competing in harness events. Such horses must be of a minimum actual age of Thirty Six (36) months.

### **The following heights divisions to apply for foals/yearlings:**

**Foals Cat A 28" and Under**  
**Over 28" and up to 30"**

**Foals Cat B Under 31"**  
**Over 31" and up to 33"**

**Yearlings Cat A 30" and under**  
**Over 30" and up to 32"**

**Yearlings Cat B 32" to 34"**  
**Over 34" and under 36"**





- (b) Where required the horse's height must be verified on a hard level surface, preferably concrete or paved, by a show steward and witnessed by a member of the Horse Show Committee or the organisation sponsoring the show. The measuring device used to measure all horses must be a NZMHA Official Calibrated Measuring Stick,
- (c) Management shall announce the time and place for height verification, and the level area shall be clearly marked to ensure all horses are measured in the same spot.
- (d) The height verification of the Miniature Horse shall be determined as per Rule 10 of the General Rules and Regulations.
- (e) The current height details including date of measuring taken from the most recent NZMHA height certificate of all exhibits at NZMHA National Show, NZHMA Regional Shows & NZMHA Affiliated Club Shows shall be posted for public inspection prior to the commencement of judging on the day(s) of the show.





## G06 - JUDGES

- (a) Where possible, all Miniature Horse events will be judged by a recognised or accredited horse judge. Accreditation of Miniature Horse Judges is under the jurisdiction of the NZMHA Licensed Officials Committee.

Prospective judges may be nominated by a member, whereby the judge will be invited to actively learn about Miniature Horses as a distinct and identifiable breed. Any judges hired to judge a Miniature Horse Show or class are required to acquaint themselves with the breed standards and official show rules, and are expected to comply with those rules.

- (b) For the NZMHA AAA rated show (National Show) the Regional Delegates and Council Members may submit to Council the names and resumes of one, or more, qualified Miniature Horse judge(s) who have not judged a AAA rated show, in the same island, for a period of at least three (3) years. NZMHA Council shall select, from the names submitted, the judge(s) to be invited to judge the AAA show, including any futurity and youth events. When acceptances are received from the selected judges, Council shall appoint one judge as the "Call Judge" and the remaining judges shall be balloted for the judging of any futurity or youth events. The invitation to the AAA rated show judge(s) shall include a stipulation "*that the judge(s) shall not judge at any horse show where the miniature exhibits may be presented to them for judging, prior to the AAA rated show during the same show season*". All Judges names shall be published to members at least one month prior to the AAA show.
- (c) It is considered inappropriate for a judge to attend a show, exhibitor's party, or any other activity connected with a show on the day previous to the show at which he/she is officiating, where that party or activity may cause the said judge to have contact with a breeder, owner, or exhibitor of a Miniature Horse entered in the following days show.
- (d) It is considered inappropriate for a judge to visit the horses' stall area, or speak with owners, trainers, exhibitors or owners' representatives, or inspect or discuss any horse entered in the show before judging has been completed.
- (e) Some explanation as to the placement of the horse may be sought of the judge through the steward by making an appointment for AFTER the conclusion of the show.
- (f) No horse may be shown before a judge that has been sold by the said judge or by his/her employer, within a period of one year prior to the show. No horse may be shown before a judge that has been trained by the said judge within 90 days prior to the show. No horse owned by the family members of the judge may be shown, and family members of the judge are ineligible to be exhibitors at that show. For the purpose of this rule "training" shall be deemed to include any form of continuous, repeated or regular activity designed to bring the animal to a desired condition.
- (g) Judges are to be named on Show Schedules and Catalogues of Entries and approved by the NZMHA Licensed Officials Committee.
- (h) No judge may judge two Regional Shows within 150 kilometers within 30 days of each other.
- (i) The Judge or Judges for the National Show may not judge any Regional Show in the same island in the same season.
- (j) Judges are not permitted to touch the horses at any time other than when fixing the ribbon.

## G07 - STEWARDS AND OFFICIALS

Any reputable person may act in the capacity of ring steward. The ring steward(s) must help the judge, not advise him/her. The steward must carefully refrain from discussing, or seeming to discuss, the horses or exhibitors with the judge.





It is mandatory that show managers, ring stewards, and any paid employees of that show and their immediate family or entities, refrain from showing or having horses shown that are registered in the above person's names, where they are officiating or employed, other than with the express authority of the Show management.

Safety Officer – Each show should have Safety Officers appointed and listed on the Schedule / Catalogue.

## **G08 - DRUGS AND ARTIFICIAL IRRITANTS**

### **G08.01 - Drug Testing**

Drug Testing may occur at NZMHA National and Regional shows or any show run under NZMHA Show Rules with the express advance written permission of the NZMHA Council. Such permission may only be sought by the Show Committee. The obtaining of such permission does not make Drug Testing at the show mandatory.

If drug testing is to take place the rules outlined below are to be adhered to:

- (a) As a condition for participation in any show, every owner, trainer, handler and exhibitor agrees to submit any horse entered by same to inspection by a Veterinarian appointed by the NZMHA Council, (or the Show Committee if the NZMHA Council chooses to delegate), and agrees to have such animal submitted to a drug test. NZMHA specifically reserves the right to have tissue, blood, saliva or urine samples taken for laboratory analysis from any horse entered for competition in order for said samples to be carried out within fourteen (14) days of the sample being taken with the results being sent to the Show Secretary whom shall forward complete copied to both the NZMHA Council and the registered owner of the horse within seven (7) days of the results being received.
- (b) Any show at which Drug Testing may occur must have “Drug Testing May Occur” clearly marked on all Catalogues and Entry Forms. The Entry Forms must include a declaration for the owner, trainer, handler and/or exhibitor to sign agreeing to these rules.
- (c) A Drug Testing Levy of \$1.00 per horse may only be charged at shows at which Drug Testing may occur.
- (d) Horses shall be randomly selected. This shall be by means of a public ballot draw of the horse numbers entered and shall be drawn by a non-competitor prior to the commencement of competition. The draw shall take place in the centre of the show ring. Any/all competitors shall be entitled to check the ballot numbers prior to the draw and to observe the actual draw taking place. The owner, trainer, handler and exhibitor of the horse(s) selected shall be advised as to their selection prior to the commencement of the competition and required to present the horse for examination and testing at a time to be no earlier than immediately after the completion of the classes that the horse is entered in or has won through to (i.e. Champion and Supreme).
- (e) The Show Protest Committee shall be responsible for ensuring:
  - That the horse is presented for testing
  - That these rules are adhered to
  - That the samples are forwarded for testing
- (f) The list of prohibited substances shall be established and reviewed/maintained by the NZMHA Council on an annual basis prior to the 31<sup>st</sup> of August each year and shall remain in force without alteration/amendment for the entire show season. The “Prohibited Substances List” will include “Masking Substances” that are known to interfere with the detection of “Prohibited Substances”. Detection of a “Masking Substance” will result in the same penalties as if a prohibited substance has been administered.

Said list shall be circulated to all members of NZMHA including affiliated clubs by no later than September 30 each year. Said list shall be deemed to form part of the NZMHA show rules.





- (g) Refusal of an owner, trainer, handler and exhibitor to submit the horse for examination once it has completed competition on the day, or to cooperate with the testing Veterinarian or his/her appointee, constitutes a violation of the drug testing regulation and subjects the owner, trainer, handler and exhibitor to the same penalties as if a prohibited substance has been administered.
- (h) The owner, trainer, handler and exhibitor are responsible for a horse's condition and must be familiar with the regulations concerning prohibited substances including the Prohibited Substance List.
- (i) If a horse requires therapeutic medication which an owner, trainer, handler or exhibitor feels might test positive for a prohibited substance the following procedure should be followed.
- The medication must be administered by a licensed Veterinarian.
  - The Veterinarian must provide a written statement that identifies the horse (name, colour, age, identifying markings (if any) and sex) and includes the name of the medication, the diagnosis for which it was prescribed, the dosage administered and the date(s) and time(s) of administration. This statement must be signed and dated by the Veterinarian and owner, trainer, handler and exhibitor.
  - The Veterinarian statement must be filed with the Show Secretary at least one hour prior to the exhibition of the horse in any class.
  - The Show Secretary must sign the Veterinarian statement and record the date and time it was received on it.
- (j) When a positive drug test report is received by the NZMHA Council procedures for discipline shall be set out NZMHA Constitution and Rules.

#### G08.02 - Miscellaneous Prohibitions.

- (a) Any horse showing evidence of the use of ginger or other irritants to produce higher tail carriage shall be disqualified.
- (b) Switches, artificial tails or manes, and high spoon cruppers are prohibited.
- (c) No horse having surgery for purely cosmetic purposes will be permitted to show. Similarly, no horse having had surgery to correct faults will be permitted to show.
- (d) Ribbon, braids, all decorative appurtenances and stallion tack (excluding bits) are not permitted in Halter classes.
- (e) Horses must not be shod except where provided in Presentation for Showing G02.(e) or G02.(f). No pads, wedges, chains, nor weighted ankle boots are allowed.

#### **G09 - PROTESTS**

##### G09.01 - General

***All protests, including those relating to show organisational matters (eg. show equipment, ring size, actions by show officials etc.), shall be handled according to the following:***

- (a) Any protest must be made in writing to the Show Manager no later than one hour after the alleged incident. The protest shall be accompanied by a \$50.00 fee in cash, which shall be returned to the protestor in the event the protest is sustained. If the protest is not sustained the fee shall be forfeited.





- (b) Any protests shall be adjudicated by a protest committee of three show officials not involved in the incident/dispute. The Protest Committee shall be named on the Catalogue and posted on the day(s) of the show.
- (c) The show protest committee shall meet promptly and adjudicate the issue, make effective its decision upon the parties in interest and report its determination to all parties. A show protest committee may disqualify a competitor and or his/her entries for the duration of the show.

#### G09.02 - Protests Concerning Heights

- (a) **When a protest is lodged involving a horse's height the horse must remain under supervision of a show official until such time as the horse can be measured. Measurement of protested horse must take place within 15 minutes of protest and the horse must not have its hooves trimmed. A horse being protested on height can only be protested within 30 minutes of its first class.**
- (b) The animal shall be re-measured by a designated measurer for the New Zealand Miniature Horse Association. Such designated measurer shall not be either the measurer or witness on the height certificate the horse is being shown on.
- (c) All measurements must take place in the direct view of the owner/trainer of the protested animal and the individual who filed the protest. It is recommended that the measuring in relation to protests for height be videoed
- (d) Three measurements shall be taken, then added together, then divided by three. The result shall be deemed to be the height of the horse.
- (e) Any animal submitted for an official measurement must not show signs of lameness. If lameness is present this shall result in disqualification of the animal for the remainder of the show.

#### G10 - RING PROCEDURE

- (a) **Horses are to enter the ring by back number order.**
- (b) Dress - It is a tradition of the show ring that all handlers and drivers are correctly attired for the class. Management may bar any entry or person from entering the ring if not suitably attired to appear before an audience.

Hacking and English ridden showing turnout (i.e. jodhpurs/breeches, riding boots, velvet cap/helmet) is not allowed, except for handlers 8 years and under, or where the class calls for it. Western style turnout is allowed, as are quality dress-blue jeans when worn in combinations with the following plain short or long-sleeved blouse (with collar) or a plain short or long sleeved shirt. Alternative dress would allow for smart trousers, or skirts.

Ties, hats and jackets are to be worn at the discretion of the exhibitor, in accordance with the particular show entered into. Suitable footwear is a necessity for all classes - only boots or closed in flat shoes are allowed with the exception of Performance Classes (e.g. Hunter) where safety requires different footwear e.g. sports shoes.

At all times the exhibitor of a registered Miniature Horse must be aware that both horse and handler are on display, and hence present themselves in a neat, appropriate manner in order to promote the breed and Association in an appealing and proper way.

- (c) All horses, including foals, should be led and shown throughout an entire class by the same person. Should additional handlers be required due to physical limitations or emergencies, the ring steward must be notified. At no time will handlers let horses stand unattended except when the class calls for it.





- (d) Names of horses being exhibited will not be made known to the judge prior to the show. No stud name, farm, individual or horse name may be displayed on an exhibitor, horse, harness, vehicle, driver or header, except where the class demands it (e.g. Harness - authentic-type turnout).

Exhibitors will be issued a number for each horse, to be displayed on the back or arm of the handler whenever the horse is in the arena/ring. The number will stand for the entire show.

- (e) Conduct designed to distract the horse, or otherwise interfere with the showing of an exhibitor's horse, will not be tolerated. Exhibitors must take care to ensure that actions intended to make their horse show can not be deemed to be distracting to other exhibitors/exhibits.

Offenders will be asked to leave the show area. If the offender is an exhibitor, he/she will be excused from the ring and barred from the show area for the duration of the show. His/her horses, however, may compete.

- (f) An unruly horse may be excused from the ring by the judge or ring steward for safety reasons.
- (g) Cruelty, abuse, or inhumane treatment of any horse in the show ring, stable area or elsewhere on the show grounds whether the horse is entered or not will not be tolerated by show management, and the offender and their exhibits will be barred from the show area for the duration of the show.
- (h) Conduct by an exhibitor, trainer, owner, or immediate family member, of an unsportsmanlike, abusive, or detrimental nature will not be tolerated by the Show Management; including, but not limited to, threatening, abusive, or intimidating conduct (physical, verbal, or written) toward any show official or fellow exhibitor. Any person(s) guilty of such conduct should be reported immediately to Show Management.

The Show Management must suspend the offender for the duration of that show. The Show Management must notify the Council of the Association in writing within seven (7) days of the offense.

Any person accused of such unseemly behaviour may appeal his/her case to the Council of the Association, which shall render a decision. If found guilty such a person may be banned from further participation in New Zealand Miniature Horse Association activities **for such time as NZMHA Council may decide**. The decision will be published in the official publication of the Association.

- (i) Exhibitors and/or owners and/or trainers may not protest to the judge directly, or by interference, the placing of any horse. Any person(s) guilty of such conduct will be excused from the ring and forfeit any awards received at that show and the right to show in any additional classes at that show. No entry fees will be refunded.
- (j) It is the exhibitor's responsibility to present the horse to the gate in time for judging. If the gate is required to be held for any foreseeable reason (e.g. changing equipment), the Gate Steward must be notified at least two classes in advance that a Halter Break is required. The length of time given for the 'Halter Break' will be limited at the discretion of the Gate Steward.
- (k) If a horse is to be scratched from a class the Gate Steward must be notified prior to the start of the class.
- (l) No horse may enter the arena except whilst actually competing or receiving awards, with the exception of the 10 minute warm up prior to each harness division. Horses taken into the ring where Performance equipment is set up may be disqualified from those classes.
- (m) Horses eligible and entered must show to the completion of a class (including qualifying rounds, work offs, and Championships) unless excused by the Show Manager or Judge.
- (n) Show Management may reserve the right to combine or cancel classes, as required, where lack of entries warrants it.





Where a class is cancelled, and no alternative class can be offered for those entered, entry fees for that class will be refunded in full. Show Management may reserve the right to subdivide classes where large entries warrant it.

- (o) At all times the competition arena and collecting area shall be kept clear of **ALL** miscellaneous equipment not required for the judging of the class in progress.

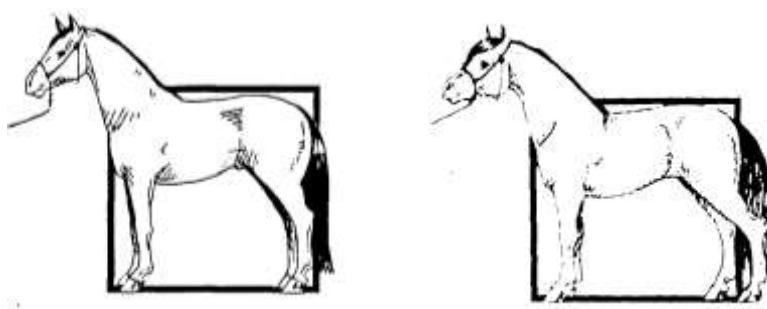




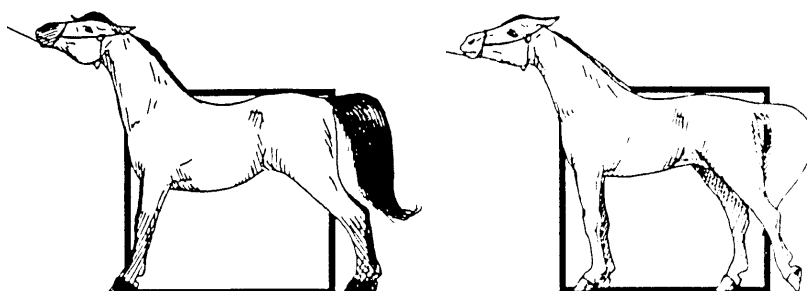
## B - BREED HALTER SECTION RULES

### B01 - BREED HALTER SPECIFIC RULES

- (a) Classes may not enter arena until all awards from previous class have been presented; except at the direction of the gate steward.
- (b) The horse may be presented with the head and neck slightly raised, but horses are not to be shown stretched. All four feet must be flat on the ground, with at least one front leg and one rear cannon bone remaining perpendicular to the ground. **STRETCHED HORSES WILL BE PENALISED** after the initial warning by the Judge(s) in each class. (see following diagrams)



ACCEPTABLE



UNACCEPTABLE

**IT IS PERMISSIBLE TO HAND SET THE HORSE** (i.e. physically move the horse's foot/leg with exhibitor's hand.)

- (c) Whips and Canes in Halter Classes - All whips or canes used in Halter classes must be no more than thirty inches in length (including flapper).
- (d) The announcer/gate steward shall announce when the gate is OPEN for each class to enter the arena. **It is the responsibility of the EXHIBITOR to be on time for their classes. It is the responsibility of the EXHIBITOR to check their number in with the gate steward.** Halter Breaks must be requested in the appropriate manner (General Rules – Ring Procedure).
- (e) Championship Classes
  - (i) **It is mandatory that all 1<sup>st</sup> and 2<sup>nd</sup> place getters in classes that have champions/grand champions awards show in the line up. Failure to do so without reasonable cause will be immediate disqualification for that horse for the rest of the show.**
  - (ii) Must include first and second place winners from the appropriate classes. All first and second place winners must show in their respective Championship classes.





The second place winner from the class providing the Champion and other first place horses will then be eligible for Reserve Champion.

- (iii) Championship classes must line up for judging with the first place winner of the appropriate classes in front and the second place winners behind - see diagram:

x First place winner	x First place winner
x Second place winner	x Second place winner

**Judge(s) to mark score sheets before results are announced**

(f) Supreme Halter Champion Classes

- i. Supreme Halter Champion shall be judged from ALL age-group Halter Championship winners of the corresponding Height Category.
- ii. Reserve Supreme Halter Champion shall be judged from the remaining Champions and the Reserve Champion to the Supreme winner.
- iii. Horses shall line up in profile as follows:

X Champion Youngstock Filly (Reserve behind)  
X Champion Youngstock Colt (Reserve behind)  
X Champion Youngstock Gelding (Reserve behind)  
X Champion Mare (Reserve behind)  
X Champion Gelding (Reserve behind)  
X Champion Stallion (Reserve behind)

(g) Ribbons

Ribbon colours will be as follows:

1st Place = RED, 2nd Place = BLUE, 3rd Place = YELLOW, 4th Place = GREEN

Additional places (5th-10th) if required, any colours are acceptable.

Champion and Reserve Champion ribbon colours are at the discretion of the ribbon maker/show organiser.

Supreme and Reserve Supreme Champion ribbon colours are at the discretion of the ribbon maker/show organiser.

- (h) If over 12 entries in any halter breed class the class is to be split with the class divided into 2 classes.

Youngstock classes to be split as follows:

- (i) if over 12 entries in Foal Classes they are to be split by combining the heights of all the entrants in that class and the class divided by the median height..
- (iv) if over 12 entries in Yearling Classes they are to be split by combining the heights of all the entrants in that class and the class divided by the median height.

**B02 - BASIS OF JUDGING**

- (a) ALL horses are to be shown in hand at the walk and trot. Horses are judged on the following in the order of priority shown:





1. Conformation,
2. Way of Going,
3. Quality,
4. Presence,
5. Type.

- (b) Horses must be viewed in motion from the side, and moving directly towards and directly away from the Judge(s).
- (c) It is of the utmost importance that Judges realise that there are several different types of Miniature Horses, and that in each class the horses are to be judged as to the best horse of all types to be the winner.
- (d) Judges should not be prejudiced to the horse type of his/her background. However, if two horses are considered equal in 1, 2, 3, and 4, then the judge will quite naturally place the horse of his/her preference.
- (e) There shall be no equal placings. In the case of two animals being judged equal, the higher placement shall be awarded to the SMALLER ANIMAL. However, IN NO CASE, shall a smaller horse be placed over a larger horse with better conformation.

### **B03 – BREED HALTER WORKOUT**

- (a) All horses are required to work out utilising the **NZMHA Official In-Hand Workout** irrespective of age. No workout is required for Best Presented, Colour and Head classes.
- (b) The horse is judged from the time it enters the ring.
- (c) The horse enters the arena at a WALK for a minimum of five metres before moving clockwise to a designated point approximately 10 metres from the gate, usually marked by a cone, at which point the horse is to proceed at a trot along the rail allowing the Judge(s) to view the horse from the side at a walk and trot.
- (d) The next horse is not to enter the arena until acknowledged by the Judge(s).
- (e) The Ring Steward is to line the horses up on the rail, head to tail.
- (f) Once all the horses in the class have entered the arena and are lined up on the rail the Judge(s) walk the line and are shown **(on request) the horse's teeth** (including foals and geldings). The Judge(s) **may** check senior stallions (4 years and over) for the visible presence of two testicles.
- (g) Once the line inspection has been completed each horse is called out of the line up by the Ring Steward when so requested by the Judge(s). From the line-up the horse is walked out, turned to the right and walked straight to the Judge(s). Once past the Judge(s) the horse is trotted straight away from Judge(s) turning right at the rail and lined up nose to tail on an inside line as per diagram so the Judge(s) can see horses from either side.
- (h) A proposed new Halter Workout has been included and may be used for B RATED Shows only.

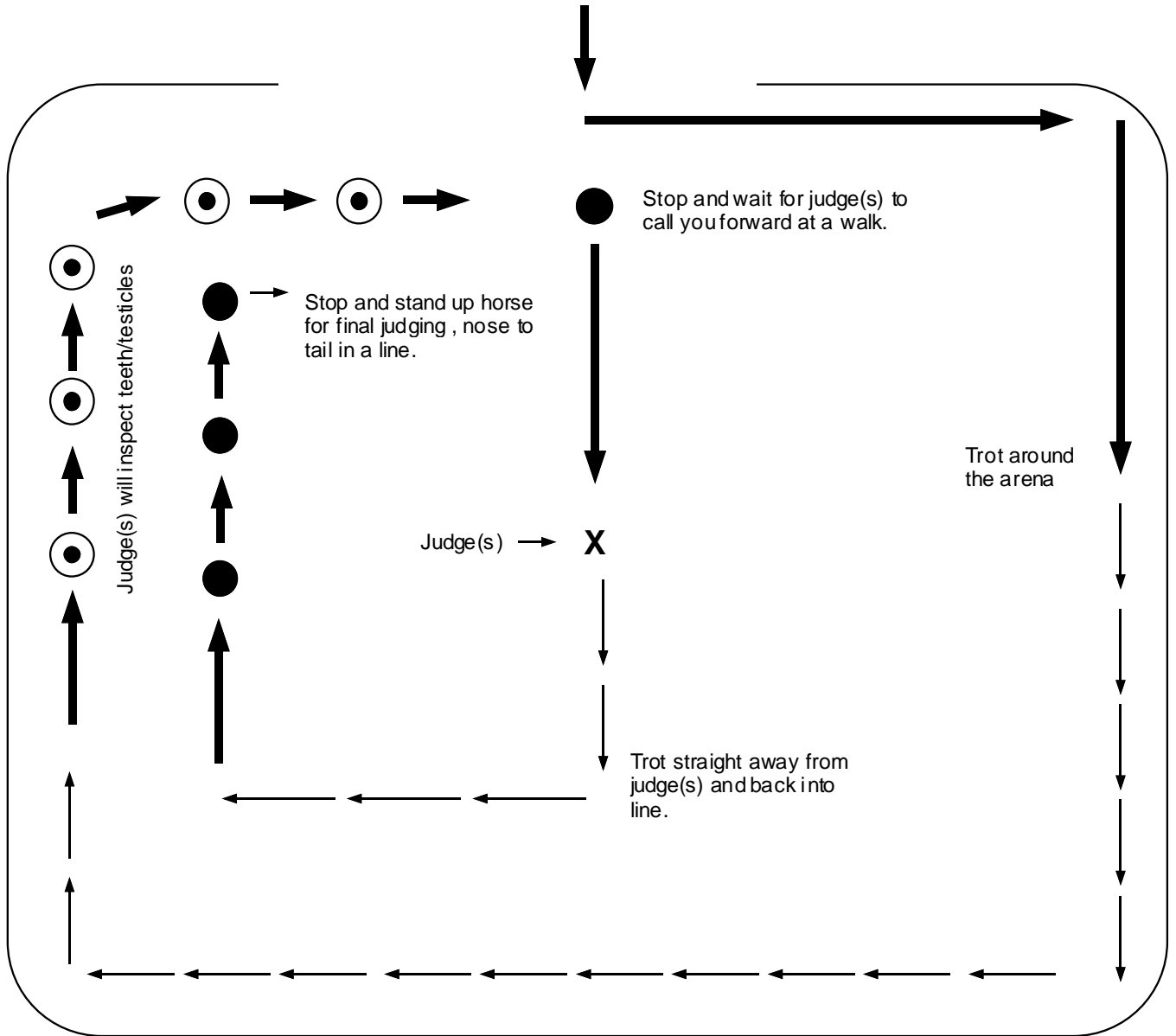
Refer to diagrams below.





Diagram One - NZMHA Official In-Hand Workout No. 1

ENTRANCE - Enter at walk, at least five metres



= walk

= trot

= Stop

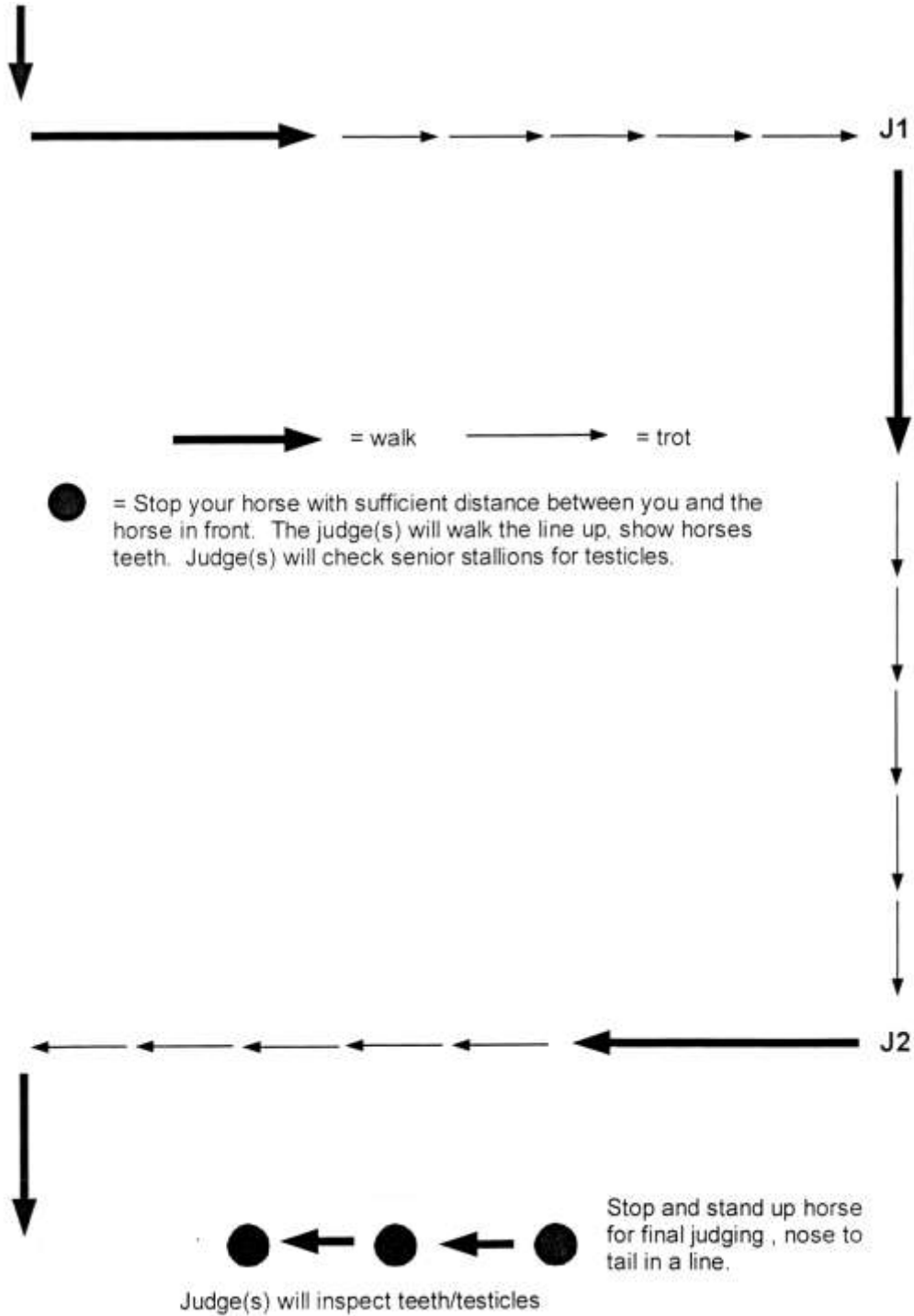
= Stop your horse and wait for the ones in front of you to move forward, you may stand or set your horse up. The judge(s) will walk the line up, show horses teeth. Judge(s) will check senior stallions for testicles.





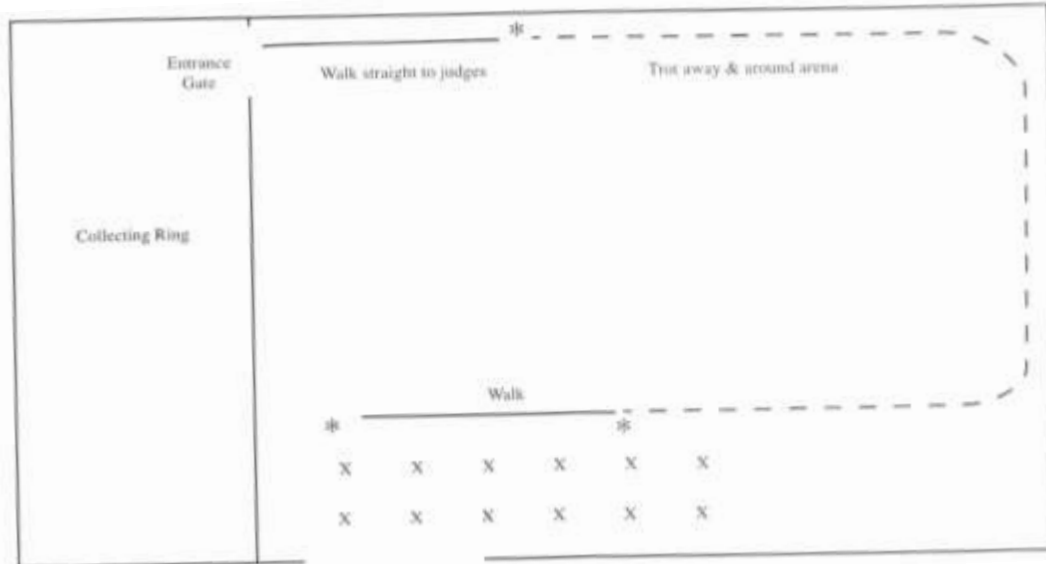
Diagram Two – Trial NZMHA In-Hand Workout (To be trialled at B Rated or Lower Hi-Point Shows Only)

ENTRANCE – Enter at walk, at least five metres





**Diagram Three – NZMHA OFFICIAL IN-HAND WORKOUT No 2.**

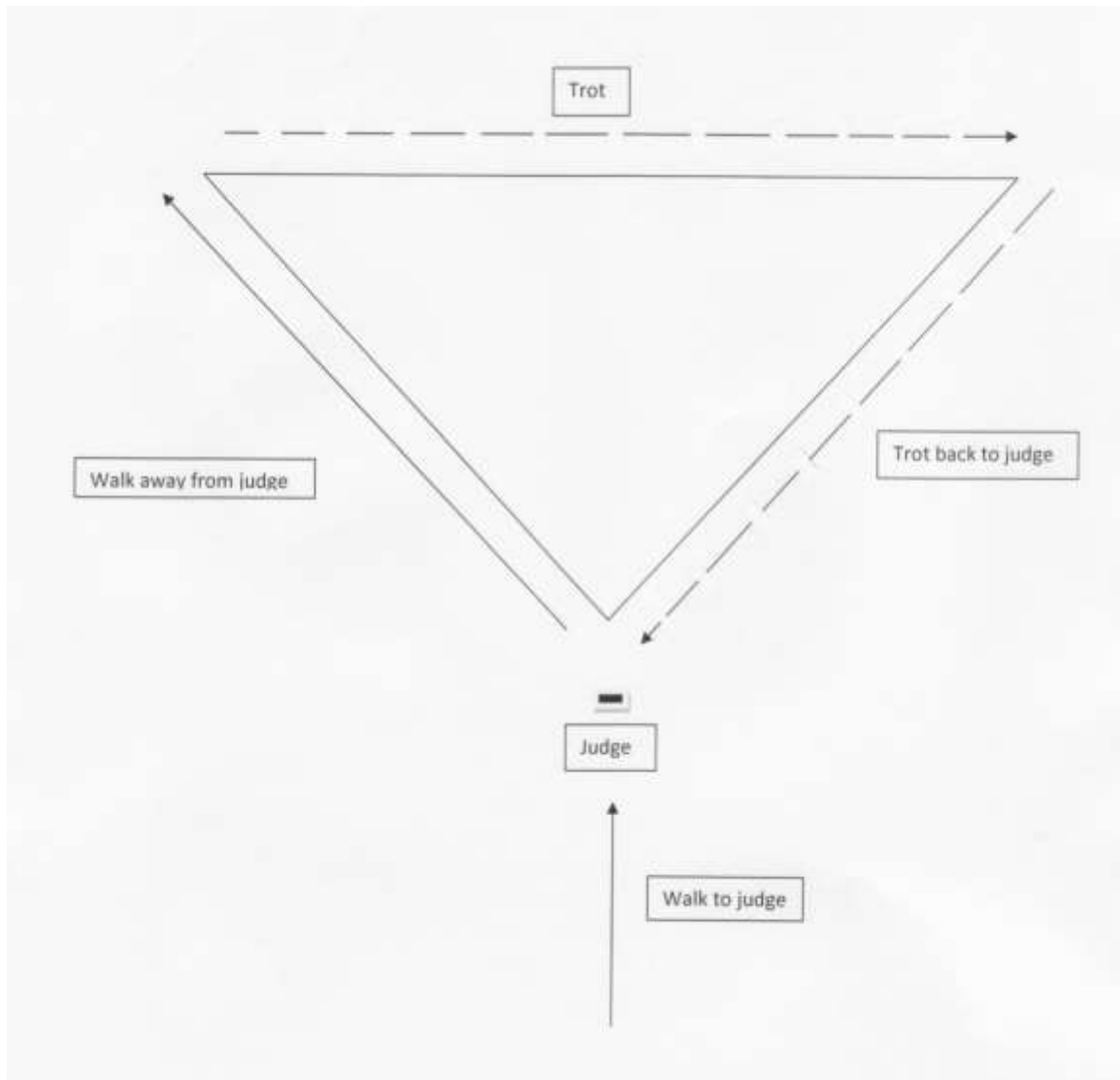


- \* Walk straight towards the judges – they will move out of your way.  
Trot away from the judges and around arena
- \* At cone walk
- X Stand your horse for teeth inspection, facing collecting ring, nose to tail  
once all horses have had their teeth (and testicles checked in older stallions) they will be judged.





**Diagram Four – NZMHA OFFICIAL IN-HAND WORKOUT – MAY NOT BE USED AT THE NATIONAL SHOW NO. 3**





## **B04 - SPECIALTY HALTER CLASSES**

### **B04.01 - Best Presented**

Handlers should strive to present their horses and themselves in a neat and tidy manner. Handlers should present themselves in the appropriate attire. All tack should be clean, tidy, in good repair and appropriate to the type of horse and the handler's attire. The combination of horse and handler should give an overall pleasing appearance.

Basis of Judging - To be judged on overall appearance, cleanliness, appropriateness of attire, condition of the horse and presentation of the horse and handler.

Workout - This class does not use the NZMHA Official In-Hand Workout - Horses are to enter the arena at a walk for judging of overall appearance, and be lined up in order to be judged. No workout is to be performed.

### **B04.02 - Showmanship**

- (a) No whips or canes are permitted in any Showmanship classes.
- (b) Handlers are not permitted to "Hand Set" their horses in Showmanship classes.
- (c) Showmanship pattern to be posted at least two (2) hours before the planned start of the class.

Basis of Judging – To be judged entirely on the handler. The horse and handler are a combination to demonstrate the exhibitor's showmanship skills and ability. The handler will be judged on their ability to show the horse to the judge at all times throughout the class including: setting up in line, during the pattern and when presenting the horse to the judge. The handler will be judged on their smoothness and tidiness in quartering, accuracy in following the pattern, and handling of the horse eg. squareness of halts, correctness of pivot (turn on the haunches) and smoothness of turns and transitions. The conformation and paces of the horse will not be judged.

Workout – The exhibitors will enter the arena clockwise at a walk and set their horse up in the line up facing the centre of the arena. Each exhibitor will be required to perform an individual workout of one of the approved Showmanship Patterns, the pattern to be used to be posted prior to the class. The exhibitor should present their horse in accordance with B04.02.01 - Diagram Three – 'Quartering' at all times they are in the arena, both in the individual workout and when set up in the line up.





B04.02.01 - Diagram Three – Showmanship Instructions - “Quartering”

This system results in the exhibitor always being in a safe position, the exhibitor always being able to see the judge and the horse’s position, the exhibitor always being in a position to keep the horse’s hindquarters from swinging towards the judge should the horse become fractious and unsafe for the judge, and the judge being in a safe position at all times to evaluate the exhibitor’s ability to show the horse as desired.

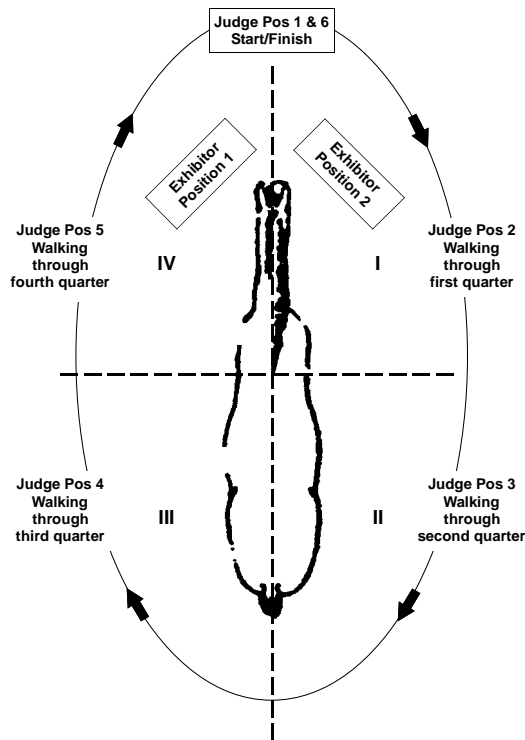
**Quartering Positions**

**Judge**

- Standing at Start/Finish - position 1
- Walking in first quarter - position 2
- Walking in second quarter - position 3
- Walking in third quarter - position 4
- Walking in fourth quarter - position 5
- Standing at Start/Finish - position 6

**Exhibitor**

- Standing in position 1
- Standing in position 1
- Standing in position 2
- Standing in position 1
- Standing in position 2
- Standing in position 1



**Information for Judges**

After setting up the horse the exhibitor presents the horse to the judge. The judge then **walks steadily** around the horse in a clockwise direction while the handler carries out quartering. The judge may walk around the presented horse in an anti-clockwise direction as a harder test of the handler’s ability, but **the direction the judge walks around the first horse shall be the direction the judge walks around all horses in the class** at this point in the workout.

The judge may also walk in front or behind the line of horses or between the horses in the line to check that handlers are aware of the judge and can quarter smoothly in all situations.

The Steward may be designated as the person exhibitors work to in multi-judge situations. If the steward is designated as the person exhibitor’s work to, then the steward must act in this position for the entire run of each competitor for the entire class.

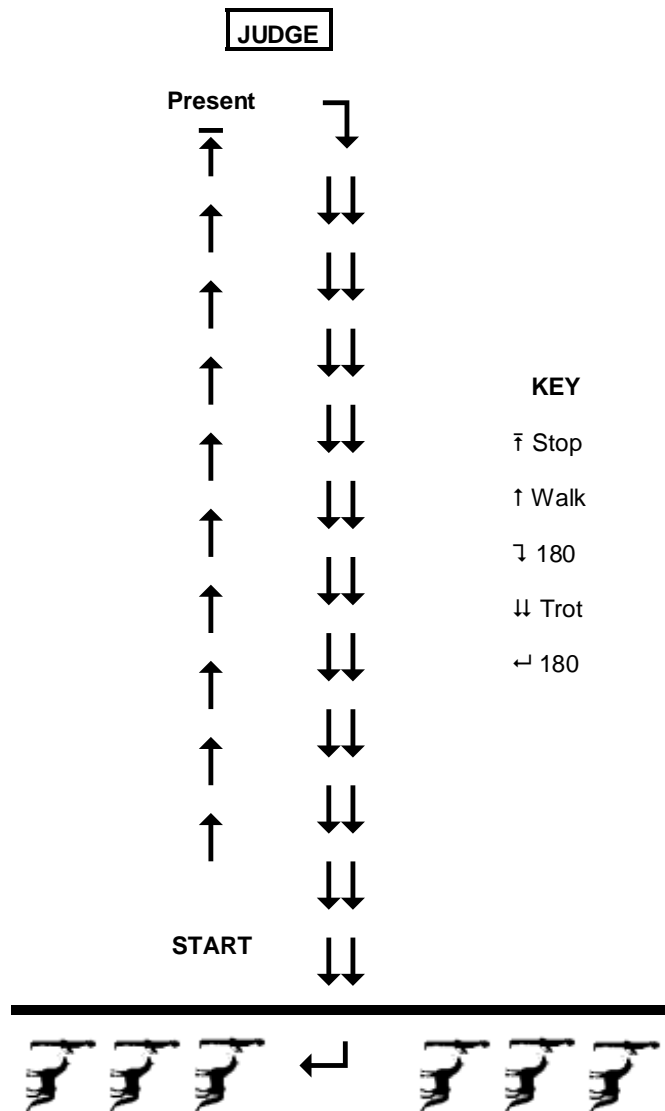




B04.02.02 - Diagram Four – Showmanship Pattern # 1

- Walk towards the judge in a straight line.
- Stop and set up your horse.
- Carry out quartering as judge walks around the horse. (see B04.02.01 Diagram Three for instructions on quartering)
- Upon acknowledgement from the judge – do a 180-degree pivot.  
**Note - All turns are to be to the right**
- Trot in a straight line – past the line up – stop.
- Do a 180-degree pivot.
- Walk horse forward to the exact spot in the line up (where you were when you started the pattern) and set up your horse, both horse and handler to be facing the judge.

Note – This pattern may be used for Child Handler 8 years and under classes, and may be used for Junior Youth, Youth, and Novice Showmanship classes at 'informal' or 'fun' days only.

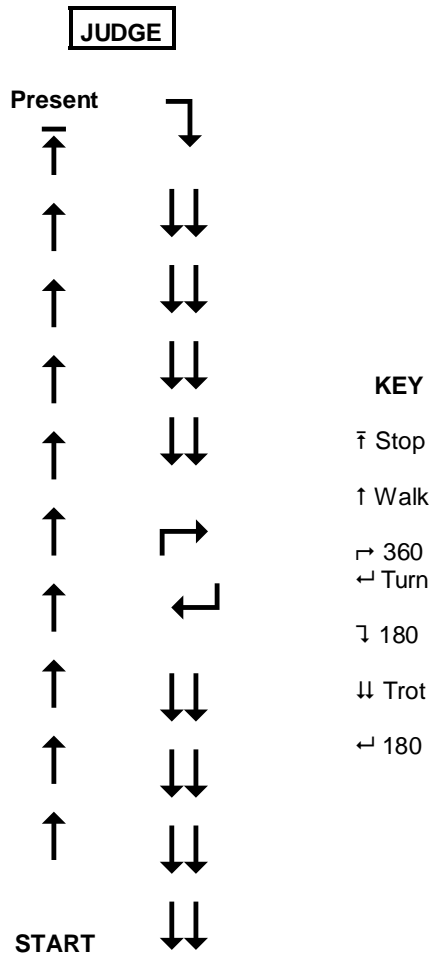




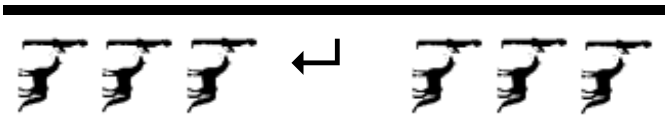


B04.02.04 - Diagram Six – Showmanship Pattern # 3

- Walk towards the judge in a straight line.
- Stop and set up your horse.
- Carry out quartering as judge walks around the horse. (see B04.02.01 Diagram Three for instructions on quartering)
- Upon acknowledgement from the judge – do a 180-degree pivot.  
**Note - All turns are to be to the right**
- Trot towards the line in a straight line.
- Stop ½ way between the judge and the line up and do a 360-degree pivot – then stop.
- Continue at a trot in a straight line – past the line up – stop.
- Do a 180-degree pivot.
- Walk horse forward to the exact spot in the line up (where you were when you started the pattern) and set up your horse, both horse and handler to be facing the judge..



- KEY**
- ↑ Stop
  - ↑ Walk
  - ↻ 360
  - ↶ Turn
  - ↷ 180
  - ⇓ Trot
  - ↶ 180

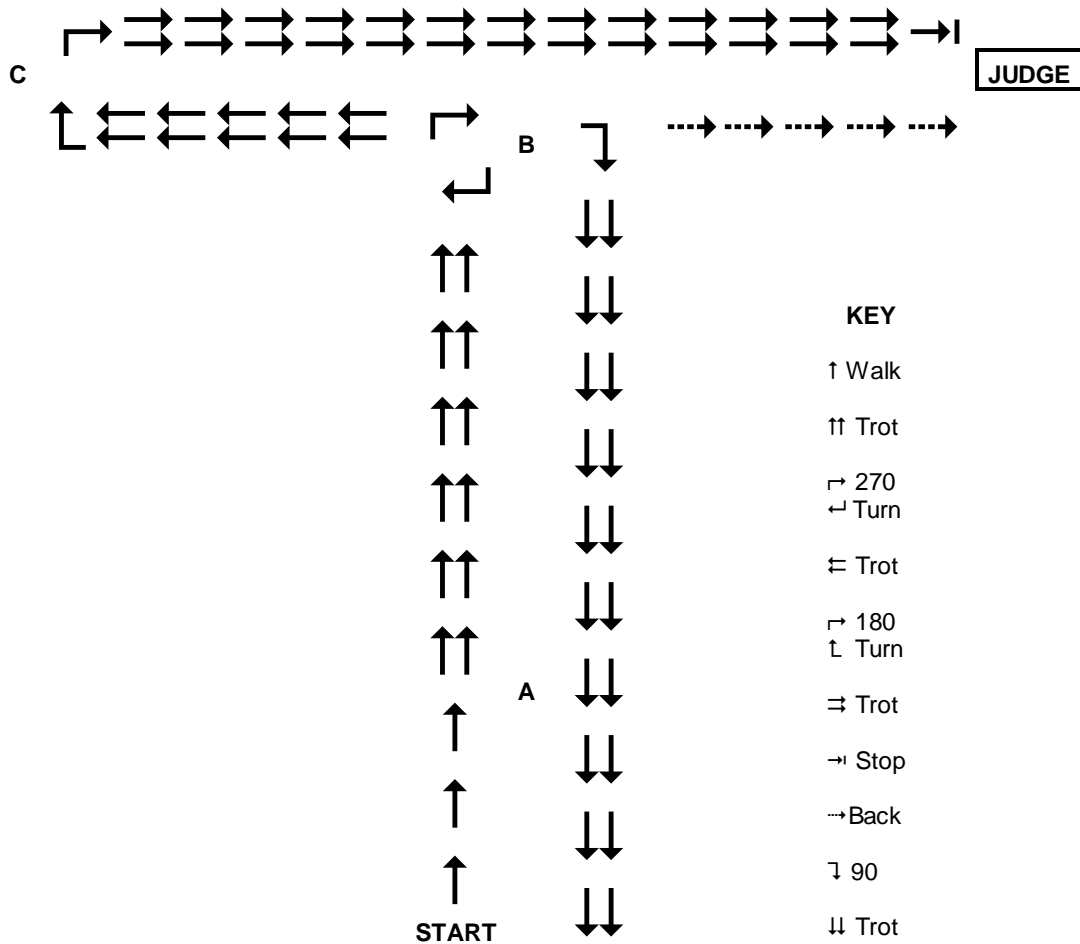




B04.02.05 - Diagram Seven – Showmanship Pattern # 4

- Walk in a straight line to Marker A.
  - At Marker A Pickup a Trot and continue to Marker B.
  - At Marker B Execute a 270-degree pivot and trot to Marker C.
  - At Marker C Execute a 180-degree pivot and trot around Marker B to the Judge.
  - Stop and set up your horse.
  - Carry out quartering as judge walks around the horse. (see B04.02.01 Diagram Three for instructions on quartering).
  - Upon acknowledgement from the judge – Back the Horse 5 Steps.
  - Execute a 90-degree pivot and Exit the ring at a Trot.
- Once all horses have been judged enter the ring and line up.

**Note - All turns are to be to the right**







B04.02.07 - Diagram Nine – Showmanship Pattern # 6

- Walk in a straight line to Marker A.
- At Marker A Pickup a Trot and continue to Marker B.
- Execute a 270-degree pivot.
- Trot around Marker B to the Judge.
- Stop and set up your horse.
- Carry out quartering as judge walks around the horse. (see B04.02.01 Diagram Three for instructions on quartering)
- Upon acknowledgement from the judge – Execute a 90-degree pivot.
- Back the Horse 5 Steps.
- Execute a 270-degree pivot and Exit the arena at a Trot.
- Once all horses have been judged enter the ring and line up.

***Note - All turns are to be to the right***








#### B04.02.08 - Showmanship Championships

- (a) Scores gained in the previous rounds shall be utilised to determine Championships. There is to be no workoff for Championships;
- (b) When offered Championships must be offered for both Youth (Junior and Senior Youth classes are the qualifying classes) and Adult (Novice and Open are the qualifying classes);

#### B04.03 - Colour

**Note:** NZMHA Colour Classes **are not** bound by any other Colour Breed Definition.

- (a) Multi-Colour - Open to horses of all ages with a permanent pattern-factor in the coat of the neck/body (including head, belly, and tail), as per the shaded area on the diagram, and/or underlying pink or multi-coloured (eg mottled) skin as characteristic of pinto and appaloosa colouring. Excluded for eligible colour are white markings with underlying pink skin on the lower legs below the knee/hock (including a 'diminishing spear') and white on the face in front of a line drawn from the base of the ear to the corner of the mouth and under the chin (to include muzzle/lower lip), as per the light areas on the diagram, and "sooty" markings and areas of "non-descript ticking" on the body.



May be further divided into:

Appaloosa - showing any of the appaloosa coat patterns and/or appaloosa mottling.

Pintaloosa - showing both pinto and appaloosa patterns (may be combined and judged as 'appaloosa' but not Other Multi-Colour)

Other Multi-Colour - all other Multi-Colour patterns, including pinto.

First and second place winners of Multi-Colour divisions (if offered) shall contest Champion and Reserve Champion Multi-Colour.

- (b) Solid-Colour - Open to horses of all ages possessing a uni-coloured skin on the neck/body (including head, belly and tail), as per the shaded area on the diagram. The skin may be pink or lightly freckled (as in cremello/perlino, champagne) or dark. Ordinary white markings with underlying pink skin on the lower legs and front of the face as per the light areas on the diagram, are permitted as are darker or lighter mane/tail/points (eg silvers, palominos, bays, buckskins, sorrels, roans), areas of "non-descript ticking" (scattering of white hairs), "sooty" markings (black hairs), and seasonal body markings (eg fleabitten greys, dapples on silvers, greys, bays/browns, and palominos).

May be further divided into:

Silver - Silver Dapple, Silver Chocolate, Silver Bay (Taffy).

Dilute - Palomino, Buckskin, Cremello/Perlino, Champagne, Dun-factor (including grulla, red dun).

Other Solid-Colour - All other solid colour including Black, Brown, Bay, all shades of Chestnut, Grey, and true Roan.

Horses of composite colours (e.g. silver buckskin) or colours hard to distinguish should be shown in the class that most closely describes the most prominent colouring displayed).

First and second place winners of Solid-Colour divisions (if offered) shall contest Champion and Reserve Champion Solid-Colour.





- (c) Champion Colour Horse - May be offered, to be judged from the first and second place winners of the appropriate classes in the standard fashion. Separate Category A and B Colour Champion awards are preferable.

Basis of Judging - Horses are to be judged 80% on the NATURAL colour of the horse and 20% on the conformation.

Workout - These classes do not use the NZMHA Official In-Hand Workout - Horses are to be circled both ways of the arena at a walk in order to judge the 80% colour. Horses must be lined up in profile (nose to tail) in order to judge the 20% conformation.

#### B04.04 - Best Head

Where Best Head classes are included in the schedule separate classes shall be offered for Male and Female, and should be offered for horses 1 year & under and 2 years & over.

Basis of Judging - Judged on the head and the breed standard with allowances for sex of the exhibit.

Workout - This class does not use the NZMHA Official In-Hand Workout – Horses are lined up facing the judge in a line across the arena in order to be judged.

#### B04.05 - Movement

Where Movement classes are included in the schedule separate classes shall be offered for Category A and B, and should be offered for horses 1 year & under and 2 years & over.

Basis of Judging - All horses shall be viewed at walk and trot, from the side in motion, and coming towards/going away from the judge. Horses should exhibit naturally free flowing movement with consistent rhythm and straightness of stride. Any sign of lameness disqualifies the horse.

Workout – Horses may be circled both ways of the arena at a walk and trot so as to reduce exhibits (i.e. for a first cut). After which an individual work should be completed. Additional individual workouts may be requested to finalise placings.

#### **B04.06 – Youth with a Halter Horse**

Basis of Judging - as per Breed Halter Section Rules

#### **B04.07 – Youth with a Colour Horse**

Basis of Judging – as per Colour section rules

#### **B05 - NOVELTY HALTER CLASSES**

##### B05.01 - Costume (Fancy Dress)

- (a) Where Costume or Fancy Dress classes are included on the schedule separate classes should be offered for Adults and Youth.
- (b) All articles of costume attached to the horse shall be fastened safely and securely. No article which may be expected to harm or frighten the exhibitor's horse or any other horse or exhibitor in the ring may be used. . Live animals may not be used as props.
- (c) Suitable footwear is required for all exhibitors.





(d) Theme - may be stipulated on the schedule, or left to the exhibitor's discretion.

Basis of Judging – Judges discretion.

Workout – Judges discretion.

### **B06 - PROGENY CLASSES**

#### B06.01 - Produce of Dam

- (a) Two progeny of the dam per entry.
- (b) Either sex of progeny may be shown.
- (c) Limited to one entry per nominated dam. One number is issued to each group of horses. The entry number is to be placed on the lead exhibitor in the group.
- (d) The owner of the nominated Dam must give signed permission of entry.
- (e) Combined Category A and B.

Basis of Judging - Judged with emphasis on the reproductive likeness, uniformity, quality of breed characteristics and conformation **excluding colour**.

Workout - This class does not use the NZMHA Official In-Hand Workout – Each group of horses is lined up in profile (nose to tail) in order to be judged.

#### B06.02 - Get of Sire

- (a) Two or three get of the sire per entry.
- (b) Either sex of get may be shown.
- (c) Limited to one entry per nominated sire. One number is issued to each group of horses. The entry number is to be placed on the lead exhibitor in the group.
- (d) The owner of the nominated Sire must give signed permission of entry.
- (e) Combined Category A and B.

Basis of Judging - Judged with emphasis on the reproductive likeness, uniformity, quality of breed characteristics and conformation **excluding colour**.

Workout - This class does not use the NZMHA Official In-Hand Workout – Each group of horses is lined up in profile (nose to tail) in order to be judged.





## **B07 - OWNER/BREEDER CLASSES**

### **B07.01 - Breeders Award of Merit**

- (a) The horse shall be exhibited by its Breeder, who shall be the registered Breeder as appears on the horse's NZMHA Registration Certificate.
- (b) Entry is made by the Breeder and is limited to one entry per Breeder. The horse need not be nominated at the time of entry and the horse need not be owned by the Breeder.
- (c) All ages and genders of horse are eligible for entry.
- (d) To be divided into Category A and Category B

Basis of Judging – As per Breed Halter Classes.

Workout – Same as Breed Halter Classes

### **B07.02 - Three by One Owner**

- (a) A group of three horses with **exactly** the same ownership details as recorded on their NZMHA Registration Certificates and/or any Lease horse where the lease has been lodged with the NZMHA registrar.
- (b) At least one of the horses must be exhibited by the Registered Owner
- (c) All ages and genders are eligible for entry.
- (d) May be divided into Category A and Category B

Basis of Judging – As per Breed Halter Classes.

Workout – While a workout is not usually required this is left to the discretion of the judge. Horses file into the arena and line up in profile nose to tail in their respective groups.

## **B08 -SWEEPSTAKES CLASSES**

**Category A and B are separate classes. Open to any age or sex within that category.**  
**Judged on the normal halter workout of the day.**

**All entry fee sweepstakes money and sponsorship money's will be paid out to the Top 10 horses in each category.**

<b><u>1st place</u></b>	<b>-</b>	<b><u>25%</u></b>
<b><u>2nd place</u></b>	<b>-</b>	<b><u>20%</u></b>
<b><u>3rd place</u></b>	<b>-</b>	<b><u>15%</u></b>
<b><u>4th place</u></b>	<b>-</b>	<b><u>10%</u></b>
<b><u>5th to 10th places</u></b>		<b><u>5%</u></b>





## P – HALTER PERFORMANCE SECTION RULES

### P01 – PERFORMANCE SECTION SPECIFIC RULES

#### P01.01 – Performance Card - Horses

Effective from 1st August 2006, it is compulsory for all horses competing in performance classes to have a performance card.

This card records the horse's wins in each performance discipline and will be used to determine the horses eligibility to compete in Novice or Open classes. Wins must be recorded on this card and a show official from the show where the win occurred must sign the card. (Refer to the definitions of Novice and Open elsewhere in these rules to determine what wins require recording).

The owner is required at the time the performance card is first issued to the horse to make a declaration as to how many wins the horse has had in each performance discipline and the issuing official record this detail and sign the card to that effect.

The performance card must accompany the horse when sold and must be available for inspection by Show Officials at each show where the horse is competing in Performance classes.

#### P01.02 – Performance Card - Handlers

Effective from 1st August 2006, it is compulsory for all handlers competing in performance classes to have a performance card.

This card records the handlers's wins in each performance discipline and will be used to determine the handlers eligibility to compete in Novice or Open classes. Wins must be recorded on this card and a show official from the show where the win occurred must sign the card. (Refer to the definitions of Novice and Open elsewhere in these rules to determine what wins require recording).

The handler is required at the time the performance card is first issued to make a declaration as to how many wins they have had in each performance handler discipline and the issuing official record this detail and sign the card to that effect.

### O01 – TRAIL AT HALTER

#### O01.01 - General

Halter **Trail** is an obedience test NOT a race. Horses are required to complete the course in simple workmanlike equipment displaying calm obedience to the handler's instructions whilst negotiating the obstacles in the test in a safe and confident manner.

#### O01.02 - Compulsory Equipment

- (a) Standard head collar or headstall in leather, plastic, nylon web, or similar, which must lay flat with a smooth side against the horse's skin
- (b) Lead, either leather, nylon, cotton, or rope, with a clip or buckle attached directly to the head collar/headstall. The free end of the lead must be plain, without weighting (other than splicing on a rope), and be without a loop. Minimum length 6 feet/1.8 metres, Maximum length 12 feet/3.6 metres.





#### O01.03 - Prohibited Equipment

All other equipment prohibited.

**The use of prohibited equipment will result in automatic disqualification.**

#### O01.04 - Course Requirements

- (a) All reasonable care must be taken in the construction of obstacles and their use and siting in the arena to avoid injury to horse and handler, or any other person. The course must represent a fair test to a horse trained to a reasonable standard.
- (b) A plan of the course must be posted at least one hour prior to the class starting, and competitors must be given fair opportunity to inspect the course on foot (without horses). Only exhibitors in the relevant classes may walk the course. Obstacles should be consecutively numbered, a start and finish line must be clearly defined.
- (c) The course must comprise a minimum of 5 obstacles and a maximum of 8 obstacles.
- (d) The course cannot be altered after the first horse has completed the course *except for reasons of safety*. Where an obstacle is removed due to breakage and no replacement is available, or the Judge, Course Designer, or Show Management consider the ground or weather conditions would make it hazardous to continue the use of a particular obstacle, all scores for that obstacle, for horses having already completed, shall be discounted and the competition continue without it.
- (e) A combination of two or more approved items may be used to construct a single numbered obstacle on course (e.g. garden gate under an archway) **with the exception of elevated obstacles** (i.e. Bridge).
- (f) Where a particularly challenging obstacle is included (e.g. water hazard), a simplified alternative obstacle may be provided to be scored on half marks.
- (g) The course may be 'dressed up', but props must not distract from the test - extreme care must be taken in the placement and design of such props. **Safety** must be foremost in the course designer's mind and must take precedence over aesthetic appeal.
- (h) In shows where Youth **trail** classes are offered at least three (3) of the obstacles must be different from the Novice / Open course or the manner of performance through obstacles must be varied for the Youth classes.

#### O01.05 - Suggested Obstacles

- (a) Wooden Bridge - To be **walked** over, horse may be required to halt on the bridge and show momentary immobility before proceeding. Horses may not be stepped or backed off a bridge.

Recommended Construction - Minimum width - 24 inches/600mm. Minimum length - 5 feet/1500mm. Maximum elevation (height) from ground to top surface - 6 inches/150mm. Bridge must be sturdy, capable of supporting all exhibits, have a non-slip surface and be without sides.

- (b) Step onto/walk over an object – e.g. Tarpaulin, carpet, picnic blanket.

Construction - Object must be non-slip and lie flat. No part of the object may make an unexpected sound when stepped on.

- (c) Step into/walk through water

Recommended Construction - Depth 4 inches/100mm, Minimum width - 24 inches/600mm. The bottom





must be non-slip and a uniform colour. The water obstacle must be securely anchored, or heavy enough not to move/be dragged. Any items in/on the water must be non-hazardous and clearly visible. e.g. Shower tray in a frame with a square of carpet in the bottom.

(d) Consecutive Poles - To be walked or trotted over.

Recommended Construction - 3 to 5 poles. Poles to sit firmly on the surface and to be about 4 inches/100mm in diameter.

Poles to be placed in a straight line. The spacing of the poles will be measured on a track the course designer would expect the average horse to take (to be marked on course plan), relative to the Category (A or B). Spacing shall be approximately:

Walk over poles - 8-12 inches/200-300mm

Trot over poles - 14-30 inches/350-750mm

(e) Raised Poles (Or Carousel ) To be WALKED

Recommended Construction - Wooden poles either both ends the same height or oblique with one end on the ground. Maximum height 8 inches/200mm, minimum spacing 18 inches/450mm, measured on a track the course designer would expect the average horse to take (to be marked on the course plan).

(f) Rein Back - backing between poles, rails, etc. All backing to be done from an established halt, which shall form part of the score.

Recommended Construction - L shape, or straight back. Backing obstacles to be more than 24 inches/600mm apart.

(g) Side Pass – Horse moves sideways, away from handler, with fore feet and hind feet either side of a pole. Horse may be required to move to the right or to the left or in both directions, the position of the horse relative to the pole and the required direction of travel must be clearly shown on the course plan.

(h) Object to be Carried – Two options: i). - Object to be placed on horse and carried from one part of the arena to another. Any article, which is non-hazardous and can safely be put on the average horse without the handler having to release the horse e.g. cover, travel boots, Santa sack, teddy bear. Or ii). - Object to be carried by handler from one part of the arena. e.g. egg/potato on spoon, bucket of water.

(i) Markers e.g. cones. To be walked or trotted around, e.g. slalom (approximately 6 feet/1.8 metres apart), figure of eight, clover leaf pattern, or within, e.g. 'keyhole'. Walk, trot, halt in required place as defined by markers.

(j) Pivots on Forehand/Haunches - All pivots to be done from an established halt, full or part pivot, any direction as specified. If the horse is required to place fore feet within a ring or hoop for pivots on the forehand, ring/hoop must be safe if stepped on.

(k) Gate, doorway, etc - Opening, passing through, closing. Must open fully and freely as a 'left hand push away', handler must not release gate until fully closed.

Recommended Construction - Minimum width of opening - 36 inches/900mm.

(l) Walk between obstacles e.g. hay bale 'tunnel'. Horse walks through open-topped 'tunnel', handler remains on outside.

Recommended Construction - Minimum width of opening - 36 inches/900mm.

(m) Seesaw - to be **walked** over, momentary pause at pivot is acceptable.





Recommended Construction - surface must be non-slip. Minimum width 24 inches/600mm.

## O01.06 - Basis of Judging

### (a) Scoring of Trail at Halter

#### (a) Scoring of Trail at Halter

- i. Each obstacle will be scored from zero (0) to ten (10). Credit will be given for horses that move quietly, confidently and precisely through the test on a soft contact, obeying the handler's commands without fear, hesitation or resistance. Handlers should permit their horse to lower the head on approach to sight the obstacle. Credit will be given for a horse that lowers its head and checks an obstacle as it negotiates it.
- ii. Points scored for an obstacle will be reduced when an obstacle is not negotiated appropriately. For example the horse steps outside of or off the obstacle.

Zero points will be awarded for an obstacle when it is:

- Attempted/negotiated from the wrong direction
  - Negotiated in the wrong sequence
  - Omitted
- iii. Alternative routes over a particularly challenging obstacle clearly marked on the plan as such are to be scored on half marks. Scoring will commence on approach when the horse is lined up to the obstacle (approx. 9-12 feet /2.7-3.6 metres away);
  - iv. Competitors are permitted to cue their horses in the following manner without penalty:
    - Quiet voice or mouth command
    - Body Language
  - v. Competitors will be penalised up to three (3) points every time they obviously cue their horses in the following manner:
    - Physically pushing the horse in any direction;
    - Any obvious intimidation resulting in distress to the horse;
    - Holding the horse by the head collar, other than with the attached lead;
    - Stepping on or in an obstacle by the handler, except by direction on the course plan or by direction of the judge;
  - vi. A SIXTY second time limit will apply to the negotiation of each separate (numbered) obstacle, the start time will coincide with the commencing of judging for that obstacle. Should a competitor be unable to complete an obstacle within the allowed time he/she will be directed by the judge to move on to the next obstacle.
  - vii. This class is not an obstacle race. There shall be no set time for completing the entire course.

#### (b) Elimination will occur for **any** of the following:

- Leaving the arena before completing the course;
- Abusive/repeated rough handling/ill-temper by the handler - horses should be sufficiently trained **before** competing;
- Physically hitting the horse with the lead or any other object;
- Baiting, eg. with food, to encourage an animal to perform one of the obstacles;

## O01.07 – Trail at Halter Championships

- (a) Scores gained in the previous rounds shall be utilised to determine Championships. There is to be no workoff for Championships;





## J - IN-HAND JUMPING SECTION RULES

### J01 - General

- (a) A warm-up/practice jump shall be provided in the collecting area for the purposes of warm-up prior to competing in jumping classes, no substitutes for a jump may be used. This jump shall be constructed to the same standards as those in the competition arena and the height shall not exceed the maximum height for the class being prepared for. For reasons of safety the jump may be jumped from one direction only, and no part of the jump may be supported by hand.

**This jump is not provided for the purpose of teaching horses to jump and must only be used by exhibitors in jumping Classes**

- (b) Rapping, hitting the horses legs as it jumps to encourage a higher jump, is **prohibited** and considered abuse.
- (c) Where jumping classes are included on the schedule separate classes must be offered for Category A and Category B in accordance with the classes offered e.g. Novice and Open

### J02 - Compulsory Equipment

- (a) All horses must wear strong, safe head gear;
- (b) All horses must be shown in a standard head collar or headstall of leather, plastic or nylon webbing that sits flat against the horse's nose/face;
- (c) Lead (leather, nylon, cotton, rope), flat or rounded, without a loop on the end. The lead should attach directly to the head collar/headstall with a swivel clip or similar. Minimum length 6 feet/1.8m, Maximum length 12 feet/3.6m;

### J03 - Prohibited Equipment

Except for equipment noted under the individual jumping class rules - All other equipment prohibited.

**The use of prohibited equipment will result in automatic disqualification.**

### J04 - Definitions

**Knockdown** - A jump is considered knocked down when the established height of the jump is lowered by contact of the horse or handler or both;

**Refusal** - Stopping in front of a jump without knockdown where the horse backs, sides steps or circles to retake the jump is considered to be a Refusal. After a Refusal if the horse is moved forward towards the jump and does not jump it is considered to be another Refusal.

Note: Stopping in front of a jump without knockdown followed by immediate jump from standstill is not considered a Refusal provided the horse did not back or move sideways upon halting.

**Run-Out** - A Run-Out occurs when the horse evades or passes the jump to be jumped, jumps a jump outside the limiting markers or when the horse or handler or both knock down a limiting marker.

**Unnecessary Circling** - Any form of circle or circles whereby the horse crosses its original track between two consecutive jumps anywhere on the course. Circling once before crossing the start line and once after crossing the finish line is permissible.





Note: A horse that has been penalised for Unnecessary Circling can not be penalised further for crossing its own path at the same jump when it is attempting to retake the jump after a Refusal or Run-Out.

Broken Tack - In cases of broken tack the exhibitor may in some classes stop and correct the difficulty. Dependent on the class this may result in penalties being incurred or even elimination.

Loose horse - Exhibitor completely releases the horse including due to Broken Tack;

Touch - Any contact of the jump by the horse (except brushing the jump with the horse's tail) or exhibitor is considered a Touch.

Off Course - Jumping the jumps out of sequence, omitting a jump, jumping a jump not in the course;

Fall - Any situation where the horse or exhibitor or both lose their footing to such an extent that they utilise or land on another part of the body (eg, knee, hand) is deemed to be a fall;

Unsafe Behaviour - Any behaviour on the part of the horse or exhibitor that is deemed to put any horse or exhibitor at risk is deemed to be Unsafe Behaviour eg. rearing, bucking, kicking;

Disobedience - A Refusal, Run-Out or Unnecessary Circling

## **J05 - HUNTER**

Hunter tests the horse's ability to negotiate a course of jumps of simple construction in a fluent controlled manner, maintaining an even pace and free flowing stride between the jumps with good style and manners and negotiating the jumps safely and in consistent good form.

### **J05.01 - General Course Requirements**

- (a) A plan of the course, showing the direction each jump is to be taken and including start and finish lines, must be posted at least one hour prior to the class starting and all exhibitors shall be given fair opportunity to inspect the course on foot (without their horses) prior to the class starting. Only exhibitors in the relevant classes may walk the course.
- (b) All courses shall require the horse to show work in both directions, with at least one and no more than three (3) changes of rein (direction). Twisting lines and tight turns are not permitted. It is recommended that the intended track be tested by the designer by running the course on foot.
- (c) All distances between jumps on a direct (straight line) approach shall be measured striding. Traps and 'trick' distances are prohibited. There shall be a minimum of 20 feet/6.1metres between jumps for Category A, and a minimum of 23 feet/7metres between jumps for Category B. (Calculated for 3 easy strides for an average horse at a brisk trot or quiet canter)
- (d) A Start Line must be placed not closer than 12 feet/3.6 metres from the first jump on a direct approach, and set in such a place as to allow the horse to establish the desired pace, and be defined by markers not closer than 4 feet/1.2 metres apart. A Finish Line must be placed not closer than 12 feet/3.6 metres from the last jump, on a natural track that the average horse might be expected to take, to be defined by markers not closer than 4 feet/1.2 metres apart.
- (e) There shall be a minimum of 4 and a maximum of 8 jumps with no more than 2 jumps at maximum height. Horses are required to jump a minimum of 6 jumps.
- (f) The first jump must be the lowest jump on the course.





#### J05.02 - Specific Course Requirements

- (a) **No jumpable part of any jump shall exceed the following heights for any class:**

**Category A - 24 inches / 610mm**

**Category B - 28 inches / 710mm**

#### J05.03 - Jump Construction

- (a) All jumps and courses (including the warm-up/practice jump) are to be built to a safe standard. Wire, wire netting, pointed palings, any metal railing of any description are prohibited.
- (b) Jumps shall be inviting to the horse. They may include standard rails (PVC piping or lightweight timber, either rustic, plain/uni-coloured, or with vertical striping), brush, white fence, gate, solid wall (eg plain or painted as brick or stone). Jumps must not be 'spooky'.
- (c) All jumps will have a groundline which may be a ground rail or similar, or solid fill below the top rail, preferably situated slightly in front of the jump. False groundlines (behind the jump) are prohibited.
- (d) A jump may be constructed to be jumpable from either direction but no jump may be used more than twice in any one course.
- (e) The jumpable part of jumps with 'wings' shall be a minimum of 4 feet/1.2 metres across, and jumps without 'wings' shall be a minimum of 5 feet/1.5 metres across.
- (f) No spread shall exceed the height of the jump (except for water hazards), and the front portion/s of a spread must never be the highest part.

#### J05.04 - Basis of Judging

- (a) Hunters are to be judged on:

- Way of Going - Credit will be given to horses that cover the course at an even pace, with free flowing strides, as in a brisk trot or canter. Penalties will be incurred by horses that fail to maintain the same gait throughout the course;
- Style - Credit will be given to horses with correct jumping style that meets each jump squarely, in stride (ie. no interruption to their rhythm) and jumps at the centre of the jump;
- Manners - Penalties will be incurred by horses that demonstrate bad manners eg. rearing, bucking, kicking, spooking, shying or wringing the tail;

- (b) The exhibitor is considered 'on course' from the moment he/she enters the arena at walk or trot.

- (c) There is no start bell, and saluting is not required.

- (d) All exhibitors must pass through the Start Line in the correct direction on their way to the first jump, and pass through the Finish Line after the last jump.

- (e) Only one exhibitor may be 'on course' at any one time, the next horse is not to enter the arena until acknowledged by the Judge(s).

- (f) There is no time limit for the course; the performance is **not** to be timed.





#### J05.05 - Scoring

- (a) Style - The style over the jumps will be scored. Each jump will be scored out of 10 points. Points will be deducted for major faults. A further 10 points will be awarded for 'overall impression' of the jumping round as a whole ie. way of going and manners;
- (b) Major Faults
- Knockdown
  - Refusal
  - Run-Out
  - Unsafe Behaviour
  - Showing a jump to the horse without the intention of jumping it;
- (c) Elimination will occur for **any** of the following:
- Two Refusals or Run-outs at the same jump;
  - Three Disobedience's over the course;
  - Off Course;
  - Fall;
  - Jumping of jump by the exhibitor;
  - Jumping a jump before it has been reset;
  - Loose horse;
  - Abuse of horse by exhibitor;
  - Carrying a whip;
  - Unsound horse;
  - Broken Tack;
  - Failing to pass through Start and/or Finish Lines;
  - Prohibited equipment;
  - Hitting the horse with the end of the lead, or any other whip substitute
- (d) Tied Scores - In the event of a tie on points, points gained for overall impression will be used to break the tie. If a tie still exists the points gained on the last jump will be used to break the tie, then the second last jump, and so on.
- (e) A horse having a "Major Fault" shall not be placed ahead of a horse that jumps without a "Major Fault".

#### J05.06 - Hunter Championships

- (a) Scores gained in the previous rounds shall be utilised to determine Championships. There is to be no workoff for Championships;





## J05.07 - INTRODUCTORY HUNTER

To encourage a mannered and stylish way of going for the future Hunter;

### J05.07.01 - General

(a) Rules generally as per Hunter **however**;

- Where Introductory Hunter is included on the schedule it is preferable to offer separate Category A and B.
- Horses entered in Introductory Hunter may NOT compete in any other Hunter class at the same show.
- Not eligible for Champion and Reserve Champion Hunter.

### J05.07.02 - Course Requirements

(a) Rules generally as per Hunter **however**;

- Courses must be designed to encourage confidence and style in jumping and way of going. Jumps without a level topline (eg crossed rails) are difficult for an inexperienced horse to judge and are not considered suitable.
- Minimum of 3 and a maximum of 4 jumps, with 1 change of direction.
- No jumpable part of any jump may exceed the following maximum heights:

**Category A - 16 inches / 400mm**

**Category B - 18 inches / 450mm**

**Category A & B Combined - 16 inches / 400mm**

### J05.07.03 - Basis of Judging

(a) Rules generally as per Hunter **however**;

- Horses are to display sound foundation in training for this class.

### J05.07.04 - Scoring

(a) Rules as per Hunter.





## J05.08 - EXHIBITOR HANDLING A HUNTER

The handler will be judged on their ability to exhibit a Hunter over a simple course of jumps in the manner of Hunter class.

### J05.08.01 - Equipment

Rules as per Hunter

### J05.08.02 - Course Requirements

Rules as per Introductory Hunter

### J05.08.03 - Basis of Judging

- (a) The handler is considered 'on course' from the time they enter the arena, and is judged on their ability to control the rhythm, pace, and balance of the horse between the jumps, position the horse centrally on the approach to each jump, allow sufficient freedom of the horse's head over the jump, and the efficiency in re-establishing the horse's rhythm and pace after jumping;
- (b) The horse is considered a prop, and the quality of the horse and its round is not judged;
- (c) Where this class appears in the schedule Youth must be offered their own class. Adult classes are optional. The exhibitor may compete only once.

### J05.08.04 - Scoring

- (a) Credit shall be given for maintaining the rhythm and smoothness of the round in a quiet workmanlike manner, with the horse presented centrally at each jump;
- (b) The handler will be penalised for faults in style and way of going directly attributed to handler error;
- (c) Major faults as listed in J05.05(b) and Eliminations as listed in J05.05(c) will be penalised as per a Hunter class.
- (d) A horse having a "Major Fault" shall not be placed ahead of a horse that jumps without a "Major Fault".

## J06 - TROTGING OVER POLES

To encourage a mannered and stylish way of going for the future Hunter;

### J06.01 - General Rules

- (a) Horses entered in Trotting Over Poles may NOT compete in any other jumping class at the same show.

### J06.02 - Course Requirements

- (a) Preferred Course
  - A course of four (4) plain white poles shall be laid out in a manner simulating a **Hunter** course, including one change of direction, and start and finish line (e.g. S shaped course);
- (b) Alternative Course
  - A grid of three (3) consecutive plain white poles are laid with spacing measured at pole centres set as follows:





**Category A - 20 inches / 500mm**

**Category B - 24 inches / 600mm**

- (c) Horses to pass through the start line, trot over poles, walk around marker approximately 24 feet/7.2 metres from last pole, return over poles at trot and through start/finish line;

J06.03 - Pole Construction

- (a) Poles should be half rounds so as to sit firmly on the surface and not roll if stepped on and must not exceed 4in (10cm) in diameter. PVC piping, which may split if stepped on, may not be used.

J06.04 - Basis of Judging

- (a) Rules generally as per Introductory Hunter **however**,
- Horses should complete the course at a steady trot, lowering head on approach to sight each pole, and quietly stepping over each pole without breaking stride, making contact, or jumping.

**J07 - FAULT AND OUT**

This is a high jump competition where the only objective is to clear the jump without faulting at its highest level. Style is not a consideration.

J07.01 - Equipment

- (a) Rules generally as per Hunter **however**,
- Protective or supportive leg wraps, boots, or bandages may be fitted to the horse's lower legs;
  - Tails may be fully plaited up to avoid brushing/contact with the jump.

J07.02 - Course Requirements

- (a) Horses are required to repetitively jump a single jump without faulting. The height of the jump is raised after the last horse in each round has completed the jump.
- (b) In the first round of jumping the jump will be:  
Minimum 10 inches/250mm and maximum 20 inches/500mm for Category A  
Minimum 14 inches/350mm and maximum 24 inches/600mm for Category B
- (c) The jump will be raised in subsequent rounds in increments of a Minimum of 1 inch/25mm and Maximum of 4 inches/100mm after each competitor has jumped once, and continue until only one horse remains in the competition.

J07.03 - Jump Construction

- (a) The Fault and Out jump is a simple upright made of PVC piping, or other suitable lightweight material, and will be a minimum of 5 feet/1500mm wide.
- (b) The jump shall consist of a single top rail and a groundline, one or more other rails may be used as fillers as the height increases. The stands shall be evenly and clearly marked with height increments in inches.





J07.04 - Basis of Judging

- (a) The horse that has not been eliminated shall be declared the winner. Should no horses remain those eliminated in the previous round shall jump off again over the jump at the height of the previous round, and continue if required. The judge may choose to award equal first placings in the interest of horse's welfare.
- (b) Minor placings shall be determined by reverse order of elimination (Note: This is the only class where an eliminated competitor may receive a placing). Should two or more horses be equal in the minor placings, they may be required to jump off or the judge(s) may award equal placings. Successful competitors who choose to not proceed with the next round of jumps in the interests of their horses will receive a lower ranking than those who do proceed and are eliminated.

J07.05 - Scoring

Elimination will occur when:

- The jump is knocked down by horse and/or handler;
- The horse runs out or refuses at the jump;
- Fall of horse and/or handler, handler completely releasing horse;
- Handler chooses not to proceed to next round;
- The Judge declares the horse unfit to continue (eg unsound).
- Hitting the horse with the end of the lead, or any other whip substitute.

**J08 - SIX BAR JUMPER**

This is a jumping competition scored mathematically where horses start by jumping six jumps that gradually increase in height.

J08.01 - Optional Equipment

- (a) Front leg wraps and/or boots;

J08.02 - Course Requirements

- (a) In this competition six identical jumps are arranged in a straight line 12 feet/3.6 metres apart;
- (b) A Start Line must be placed not closer than 12 feet/3.6 metres from the first jump on a direct approach, and set in such a place as to allow the horse to establish the desired pace, and be defined by markers not closer than 4 feet/1.2 metres apart. A Finish Line must be placed not closer than 12 feet/3.6 metres from the last jump, on a natural track that the average horse might be expected to take, to be defined by markers not closer than 4 feet/1.2 metres apart.
- (c) No jumpable part of any jump shall exceed the following heights:

**Category A - 42 inches / 1050mm**

**Category B - 46 inches / 1150mm**

- (d) Jump heights - Category A;

	Round 1	Round 2	Round 3	Round 4	Round 5	Round 6
Jump 1	14"/350mm	18"/450mm	22"/550mm	26"/650mm	30"/750mm	32"/800mm
Jump 2	16"/400mm	20"/500mm	24"/600mm	28"/700mm	32"/800mm	34"/850mm
Jump 3	18"/450mm	22"/550mm	26"/650mm	30"/750mm	34"/850mm	36"/900mm
Jump 4	20"/500mm	24"/600mm	28"/700mm	32"/800mm	36"/900mm	38"/950mm
Jump 5	22"/550mm	26"/650mm	30"/750mm	34"/850mm	38"/950mm	40"/1000mm
Jump 6	24"/600mm	28"/700mm	32"/800mm	36"/900mm	40"/1000mm	42"/1050mm





Jump heights - Category B;

	Round 1	Round 2	Round 3	Round 4	Round 5	Round 6
Jump 1	18"/450mm	22"/550mm	26"/650mm	30"/750mm	34"/850mm	36"/900mm
Jump 2	20"/500mm	24"/600mm	28"/700mm	32"/800mm	36"/900mm	38"/950mm
Jump 3	22"/550mm	26"/650mm	30"/750mm	34"/850mm	38"/950mm	40"/1000mm
Jump 4	24"/600mm	28"/700mm	32"/800mm	36"/900mm	40"/1000mm	42"/1050mm
Jump 5	26"/650mm	30"/750mm	34"/850mm	38"/950mm	42"/1050mm	44"/1100mm
Jump 6	28"/700mm	32"/800mm	36"/900mm	40"/1000mm	44"/1100mm	46"/1150mm

J08.03 - Jump Construction

- (a) Jumps shall be simple post and rails;
- (b) Jumps shall consist of a single rail, a ground rail and a dropper rail which shall be used as a filler;
- (c) All jumps will have a groundline which may be a ground rail or similar, preferably situated slightly in front of the jump. False groundlines (behind the jump) are prohibited;
- (d) The jumpable part of jumps shall be a minimum of 5 feet/1.5 metres across;

J08.04 - Basis of Judging

- (a) Horses are scored mathematically based on faults incurred between the start and finish lines.
- (b) The exhibitor is considered 'on course' from the moment he/she enters the arena at walk or trot.
- (c) There is no start bell, and saluting is not required.
- (d) All exhibitors must pass through the Start Line in the correct direction on their way to the first jump, and pass through the Finish Line after the last jump.
- (e) Only one exhibitor may be 'on course' at any one time, the next horse is not to enter the arena until acknowledged by the Judge(s).
- (f) There is no time limit for the course; the performance is NOT to be timed.

J08.05 - Scoring

- (a) Penalty Faults - Jumpers are to be scored on a mathematical basis and penalty faults are incurred as follows:

Knockdown	
4 Faults	
Disobedience – refusal, run-out, unnecessary circling	3 Faults
Broken Tack	4 Faults

- (b) Elimination will occur for the following
  - Two Refusals at the same jump;
  - Three Disobedience's over the course;
  - Off Course;
  - Fall;
  - Jumping of jump by the exhibitor;





- Jumping a jump before it has been reset;
- Loose horse;
- Abuse of horse by exhibitor;
- Unsound horse;
- Failing to pass through Start and/or Finish Lines;
- Prohibited equipment

(c) The horse with the lowest penalty score shall be declared the winner. If after the first round of jumping two or more horses are tied on the lowest penalty score then placings shall be determined by Jump Off(s).

(d) Where there is a tied score in the minor placings the tie shall stand.

#### J08.06 - Jump Off

- (a) The number of jumps from the previous course is decreased by one (down to a minimum of two jumps) and the height of the jumps increased by not less than 2 inches/50mm and not more than 4 inches/100mm (provided the maximum height is not exceeded).
- (b) If necessary jump offs continue until the final horses are jumping two jumps at the maximum height at which time equal placings will be awarded.
- (c) Any horse eliminated during a jump off can never finish in a lower place than any exhibit eliminated in an earlier round.

#### J09 - JUMPER

Jumpers are scored mathematically based on faults incurred between the start and finish lines.

#### J09.01 - General Course Requirements

- (a) A plan of the course, showing the direction each jump is to be taken and including start and finish lines, must be posted at least one hour prior to the class starting and all exhibitors shall be given fair opportunity to inspect the course on foot (without their horses) prior to the class starting. Only exhibitors in the relevant classes may walk the course. The Jump Off course must also be displayed at this time.
- (b) All courses shall require the horse to show work in both directions, with at least one and no more than three (3) changes of rein (direction). Twisting lines and tight turns are not permitted. It is recommended that the intended track be tested by the designer by running the course on foot.
- (c) All distances between jumps on a direct (straight line) approach shall be measured striding. Traps and 'trick' distances are prohibited. There shall be a minimum of 20 feet/6.1metres between jumps for Category A, and a minimum of 23 feet/7metres between jumps for Category B. (Calculated for 3 easy strides for an average horse at a brisk trot or quiet canter)
- (d) A Start Line must be placed not closer than 12 feet/3.6 metres from the first jump on a direct approach, and set in such a place as to allow the horse to establish the desired pace, and be defined by markers not closer than 4 feet/1.2 metres apart. A Finish Line must be placed not closer than 12 feet/3.6 metres from the last jump, on a natural track that the average horse might be expected to take, to be defined by markers not closer than 4 feet/1.2 metres apart.
- (e) There shall be a minimum of 4 and a maximum of 8 jumps with no more than 2 jumps at maximum height. Horses are required to jump a minimum of 6 jumps.
- (g) The first jump on course must be the lowest on course.





#### J09.02 - Specific Course Requirements

(a) No jump shall be less than the following heights:

**Category A - 18 inches / 450mm**

**Category B - 22 inches / 550mm**

(b) First Round - No jumpable part of any jump shall exceed the following heights:

**Category A - 28 inches / 700mm**

**Category B - 32 inches / 800mm**

(c) Jumps more than the following heights must have an intermediate rail added:

**Category A - 32 inches / 800mm**

**Category B - 36 inches / 900mm**

(d) No jumpable part of any jump shall exceed the following heights:

**Category A - 42 inches / 1050mm**

**Category B - 46 inches / 1150mm**

#### J09.03 - Jump Construction

- (a) All jumps and courses (including the warm-up/practice jump) are to be built to a safe standard. Wire, wire netting, pointed palings, any metal railing of any description are prohibited.
- (b) Jumps shall be inviting to the horse. They may include standard rails (PVC piping or lightweight timber, either rustic, plain/uni-coloured, or with vertical striping), brush, white fence, gate, solid wall (eg plain or painted as brick or stone). Jumps must not be 'spooky'.
- (c) All jumps will have a groundline which may be a ground rail or similar, or solid fill below the top rail, preferably situated slightly in front of the jump. False groundlines (behind the jump) are prohibited.
- (d) A jump may be constructed to be jumpable from either direction but no jump may be used more than twice in any one course.
- (e) The jumpable part of jumps with 'wings' shall be a minimum of 4 feet/1.2 metres across, and jumps without 'wings' shall be a minimum of 5 feet/1.5 metres across.
- (f) No spread shall exceed the height of the jump (except for water hazards), and the front portion/s of a spread must never be the highest part.

#### J09.04 - Optional Equipment

- (a) Front leg wraps and/or boots;

#### J09.05 - Basis of Judging

- (a) Jumpers are scored mathematically based on faults incurred between the start and finish lines.
- (b) The exhibitor is considered 'on course' from the moment he/she enters the arena at walk or trot.
- (c) There is no start bell for Round One. Saluting is not required.
- (d) A start bell is required for Round Two as this round will be against the clock.





- (e) All exhibitors must pass through the Start Line in the correct direction on their way to the first jump, and pass through the Finish Line after the last jump.
- (f) Only one exhibitor may be 'on course' at any one time, the next horse is not to enter the arena until acknowledged by the Judge(s).
- (g) There is no time limit for Round One. i.e. this round is **not** to be timed.

#### J09.06 - Scoring

- (e) Penalty Faults - Jumpers are scored on a mathematical basis and penalty faults are incurred as follows:

Knockdown

4 Faults

Disobedience – refusal, run-out, unnecessary circling

3 Faults

Broken Tack

4 Faults

- (f) Elimination will occur for **any** of the following
  - Two Refusals at the same jump;
  - Three Disobedience's over the course;
  - Off Course;
  - Fall;
  - Jumping of jump by the exhibitor;
  - Jumping a jump before it has been reset;
  - Loose horse;
  - Abuse of horse by exhibitor;
  - Unsound horse;
  - Failing to pass through Start and/or Finish Lines;
  - Prohibited equipment
  - Hitting the horse with the end of the lead, or any other whip substitute.
- (g) The horse with the lowest penalty score shall be declared the winner. If after the first round of jumping two or more horses are tied on the lowest penalty score then placings shall be determined by a Jump Off.
- (h) Where there is a tied score in the minor placings the tie shall stand.

#### J09.07 - Jump Off

- (a) The number of jumps from the previous course is decreased by one (down to a minimum of two jumps) and the height of the jumps increased by not less than 2 inches/50mm and not more than 4 inches/100mm (provided the maximum height is not exceeded).
- (b) This round will be timed. There will be only one jump off round.
- (c) Any horse eliminated during the jump off can never finish in a lower place than any exhibit eliminated in an earlier round.

#### J09.08 - Jumper Championships

- (a) Scores gained in the previous round(s) shall be utilised to determine Championships.





## H - HARNESS SECTION RULES

### H01 - General Driving Rules

- (a) Horses must be sound;
- (b) Correctly fitting breeching or thimbles are optional in all harness classes in the show ring;
- (c) An appropriate whip shall be carried at all times, the maximum length of which can reach the horses shoulder;
- (d) Running martingales, overchecks and side checks are permitted;
- (e) Examples of suitable bits are:
  - Snaffle with half cheeks
  - Driving bits (eg Liverpool)
  - Half Spoon snaffle
  - D ring snaffle
  - Egg Butt snaffle
  - Tom Thumb

Loose ring snaffles are not permitted.

- (f) Blinkers are optional for all classes except Multiple Hitch where they are compulsory and Long Reining where they are prohibited;
- (g) Boots, bandages or wraps and earplugs are prohibited;
- (h) Change of vehicle for classes in same division is prohibited.

### H02 - Safety Driving Rules

- (a) All persons participating in Driving Competitions should have safety foremost in their minds;
- (b) A horse must never be left unattended while hitched or being put to a vehicle;
- (c) Competent adult co-drivers are optional for youth drivers;
- (d) Passengers must enter the vehicle **from the near side** after the driver is seated with the reins in hand and the passengers must dismount first;
- (e) The arena layout shall have safe "Entry" and "Exit" gates and a collection area of appropriate width. The arena shall be level with suitable safe footing;
- (f) The arena area shall be clearly and safely defined (eg cones, rails). Rope, electric fence tape, pigtail standards or such are NOT allowed;
- (g) If the number of entries exceeds safety for the size of the arena, the class will be divided by the Show Manager into sections from which the best four horses per section will return for a final drive off;
- (h) No horse is to be hitched to a cart and driven for it's first time at a show. No show may be the horse's first public outing in harness.





### H03 - Ring Rules and Manners

- (a) A **minimum** 10 minute warm up period must be offered in the ring before the commencement of each division;
- (b) There will be allowed one (1) adjustment of equipment, in the ring, by an attendant after the commencement of the class;
- (c) The judge may excuse from Competition any unsafe vehicle or equipment or any unruly horse;
- (d) A header is an appropriately attired adult (see page 9 for definitions). The header shall take no action that will affect the performance of the horse. The header must not have a whip and shall remain at least two paces distant from the horses head when the judge is inspecting the horse and at all other times unless assistance in controlling the horse is required. Headers are mandatory for all youth drivers and optional for other drivers but compulsory for a horse if directed by the judge.;
- (e) Horses should enter the ring counter-clockwise at a trot as specified in the workout section of the division being competed in;
- (f) After entering the ring drivers should take an inside track until all other competitors have entered. (Refer to the Harness Workout);
- (g) Drivers must drive on the rail - i.e. as close to the outer side of the ring as is safely possible;
- (h) Drivers must drive at a safe distance behind the horse and vehicle in front;
- (i) Passing is permitted on the inside or by crossing the ring into space to ease congestion, but the driver must return to the rail immediately;
- (j) Driving between another competitor and the judge is deemed bad manners and should be avoided at all times;
- (k) A driver is permitted to talk quietly to their horse, but shouting, loud talking or whistling is not permitted;
- (l) At the completion of judging and on instruction of the steward, the drivers should exit the ring at a trot in order of placing's, after a circuit of the ring, all in an orderly manner.

### H04 - Championship - Roadster, Single Pleasure Driving, Country Pleasure Driving, Multiple Hitch, Whip

- (a) Championships to be determined via workout from the first and second place getters in the Novice and Open Driving Classes in each division

### H05 - Best Presented Classes

Judged on a points system i.e. Horses: 50 points, Vehicle: 20 points, Harness: 20 points, Driver: 10 points, for overall appearance, cleanliness and appropriateness for that Division. There is no workout required for this class. Horses are to enter the ring in a clockwise direction at a walk and line up as directed. Does not qualify for Championship (if offered).

### H06 - LONG REINING

#### H06.01 General Rules

- (b) Long Reining tests the horse's ability to display correct and fluid movement when driven at walk and trot





whilst remaining balanced, to a basic skill level, without the demands of being hitched to a vehicle. It further tests the level of co-operation between horse and driver.

- (c) Horses should exhibit a pleasant and obedient temperament, displaying correct and fluid movement in all required paces, thus showing correct foundation in training towards Pleasure Driving.
- (d) Although preference in judging will be given to horses who can demonstrate collected movements in the manner of Pleasure Driving drivers are encouraged to enter even if their horses are not yet ready to learn collection.
- (e) Horses entered in Long Reining may NOT compete in any other driving class **at the same show**.

#### H06.02 - Compulsory Equipment

- (a) Standard bridle without blinkers;
- (b) Bits must not be able to be pulled through the horses' mouth. Suitable bits are:
  - Snaffle with half cheeks
  - Driving bits (eg Liverpool)
  - D ring snaffle
  - Half Spoon snaffle
  - Egg Butt Snaffle
  - Tom ThumbLoose ring snaffles are not permitted;
- (c) Harness saddle, or standard roller with D rings (padded or plain);
- (d) Crupper
- (e) Reins – length to suit, but must not be able to be walked on, made of any safe material, and reins to be split;
- (f) Driver must be suitably attired, and must wear gloves;
- (g) Whip suitable for driving (refer H01.(c));

#### H06.03 - Optional Equipment

- (a) Cavesson noseband (fitted above bit);
- (b) Saddle cloth or pad.

#### H06.04 - Prohibited Equipment

- (a) Full driving harness, breastplates, martingales, over checks, breeching;
- (b) Any auxiliary equipment not specifically mentioned as compulsory or optional should be considered prohibited.

**The use of prohibited equipment will result in automatic disqualification.**

#### H06.05 - Gaits

- Walk: - A free regular forward moving 4 beat walk.





- Collected Trot: - The horse should maintain forward impulsion while showing submission to the bit. The trot is slower and more collected, but the horse should indicate willingness to be driven on the bit while maintaining a steady cadence.
- Working Trot: - This is a clear but not excessive increase in pace and length of stride from the collected trot. The horses go freely forward, engaging the hind legs with good hock action on a taut but not tight rein, the action balanced and unconstrained. The hind feet should touch the ground in footprints of the forefeet. Should show energy, impulsion and cadence. Excessive speed to be penalised.

#### H06.06 - Basis of Judging

- (a) In the following order of importance. Horses should be judged on their way of going in each pace including collection, their performance and manners;
- (b) A horse that collects but shows *minor* resistance should be placed higher than a horse that shows no level of collection at all.

#### H06.07 - Workout

- (a) Horse shall be driven into the arena at a **walk** in a clockwise direction, and be required to work out individually from the lineup;
- (b) An individual workout is required - Horses will be required to show walk and collected trot on a circle on both reins (e.g. figure of eight), working trot in a straight line, stand quietly and attentively at halt, and rein back 3 - 5 steps. Walking between poles and bending around cones (slalom) at walk (minimum spacing 6 feet/1.8 metres) or trot (minimum spacing 8 feet/2.4 metres) may also be included to test co-operation, confidence, and suppleness;
- (c) Safe Position of Driver - Drivers shall be positioned a suitable distance from the horse to allow good control without being at unreasonable risk;
- (d) At walk, when trotting on a straight line, and in the rein back, the driver may stay behind the horse or be slightly to one side. When trotting on a circle the driver should remain on a inside track to the horse, either stationary/pivoting in the centre of the circle or walking a small circle.

### H07 - ROADSTER DRIVING

#### H07.01 - General Rules

- (a) Drivers must wear colours, trousers, boots, safety helmets and carry a suitable whip in the manner of a Racing Driver
- (b) To be shown in a sulky appropriately sized for the horse (two wheeled cart with stirrups and no basket).

#### H07.02 - Gaits

- Jog Trot: - The horse must display a slow, short true trot
- Road Gait: - The horse must show a steady but brisk trot. The hind feet should at least touch the ground in the footprints of the forefeet
- Drive on Trot: - The horse should show definite extension of both paces and their frame and cover as much ground as possible while maintaining the trot. Breaks of pace are acceptable providing the trot is re-established **without gaining ground**





- Roadster horses should have animation, brilliance and show ring presence. At all speeds they should work in form with head set and legs working beneath them. At speed the trot should be in balance with long reaching action in front with straight true movement. Pacey or mixed gaited horses that pace or rack will be penalized

#### H07.03 - Basis of Judging

- (a) Horses should be judged entirely on their way of going in each pace and the smooth transitions between them. Manners are a low consideration providing other competitors do not become disadvantaged
- (b) A horse that has not demonstrated distinct gaits and smooth transitions (change of gaits) should not be placed over a horse that has demonstrated greater ability but has had a minor or incidental break in gait

#### H07.04 - Workout

- (a) Roadster horses must enter the ring in a clock wise direction at a Jog Trot, then show at the Road Gait, turn counter clockwise at the Jog Trot, show at the Road Gait and Drive-On trot. Horses will not be judged at a walk, although they may be asked to do so for safety when lining up, and are **not** required to rein back.
- (b) Horses should be shown on the rail at all times except when passing

### **Ho8 - SINGLE PLEASURE DRIVING**

#### H08.01 - General Rules

- (a) Horses can compete in either Single Pleasure Driving **or** Country Pleasure Driving at any one show – **Not Both**.
- (b) Gentlemen to wear a hat, coat or jacket, shirt and pants, tie and gloves. Ladies to wear a dress, tailored suit, skirt or slacks with a blouse, vest or jacket, gloves and hat.
- (c) To be shown hitched to a vehicle appropriately sized for the horse and the vehicle must have a basket or safe suitable floor.

#### H08.02 - Gaits

- Walk: - A free regular forward moving 4 beat gait.
- Collected Trot: - The horse should maintain forward impulsion while showing submission to the bit. The trot is slower and more collected, but the horse should indicate willingness to be driven on the bit while maintaining a steady cadence.
- Working Trot: - This is a clear but not excessive increase in pace and length of stride from the collected trot. The horse goes freely forward, engaging the hind legs with good hock action on a taut but not tight rein, the action balanced and unconstrained. The hind feet should touch the ground in footprints of the forefeet. Should show energy, impulsion and cadence. Excessive speed will be penalised.

#### H08.03 - Basis of Judging

- (a) Criteria for judging: 1. Quality of performance; 2. Way of going; 3. Conformation; 4. Manners





#### H08.04 - Work Out

- (a) Horses are to enter the area in an anti-clockwise direction at a collected trot;
- (b) Horses are to be driven on both reins at a walk, collected trot and a working trot and are required to stand quietly and rein back a minimum of three paces.

### H09 - COUNTRY PLEASURE DRIVING

#### H09.01 - General Rules

- (a) Horses can compete in either Single Pleasure Driving **or** Country Pleasure Driving at any one show – **Not Both**.
- (b) Gentlemen to wear a hat, coat or jacket, shirt and pants, tie and gloves. Ladies to wear a dress, tailored suit, skirt or slacks with a blouse, vest or jacket, gloves and hat.
- (c) Horse to be shown hitched to a two (2) or four (4) wheel vehicle of appropriate size for the horse. The vehicle must have a basket or safe suitable floor.

#### H09.02 - Gaits

- Walk: - Four beat flat footed and ground covering.
- Pleasure Trot: - Two beat diagonal gait. Overall balance with freedom of movement, relaxed and easy going.
- Working Trot: - Lengthening of stride from a Pleasure trot with ease and freedom of movement. Excessive action and speed will be penalised.

The horse should give the distinct appearance of being a pleasure to drive on a light rein with a relaxed head and neck carriage and perform willingly and smoothly.

#### H09.03 - Basis of Judging

- (a) Judging Procedure – Horses will be judged in the following order – Attitude, Manners, Performance, Conformation.

#### H09.04 - Work Out

- (a) Horses are to enter the area in an anti-clockwise direction at a pleasure trot;
- (b) Horses are to be driven on both reins at a walk, pleasure trot and a working trot and are required to stand quietly and rein back a minimum of three paces.

### H10 - MULTIPLE HITCH

#### H10.01 - General Rules

- (a) Gentlemen to wear a hat, coat or jacket, shirt and pants, tie and gloves. Ladies to wear a dress, tailored suit, skirt or slacks with a blouse, vest or jacket, gloves and hat.
- (b) To be shown hitched to a vehicle appropriately sized for the horses and the vehicle must have a basket or safe suitable floor.





#### H10.02 - Gaits

- Walk: - A free regular forward moving 4 beat gait.
- Collected Trot: - The horse should maintain forward impulsion while showing submission to the bit. The trot is slower and more collected, but the horse should indicate willingness to be driven on the bit while maintaining a steady cadence.
- Working Trot: - This is a clear but not excessive increase in pace and length of stride from the collected trot. The horses go freely forward, engaging the hind legs with good hock action on a taut but not tight rein, the action balanced and unconstrained. The hind feet should touch the ground in footprints of the forefeet. Should show energy, impulsion and cadence. Excessive speed to be penalised.

#### H10.03 - Basis of Judging

- (a) In the following order of importance: Hitches are to show an ability to work as a team with evenness of tugs, thus showing good matching. Horses should be judged on their way of going in each pace, their performance and manners.

#### H10.04 - Workout

- (a) Horses are to enter the area in an anti-clockwise direction at a collected trot;
- (b) Horses are to be driven on both reins at a walk, collected trot and a working trot and are required to rein back a minimum of three paces and stand quietly.

### H11 - WHIP

#### H11.01 - General Rules

- (a) Includes Whips in Single Pleasure Driving, Country Pleasure Driving, or Multiple Hitch appearing as they would in their division.
- (b) The horse and vehicle is merely a prop to demonstrate the ability of the driver.

#### H11.02 - Basis of Judging

- (a) To test the ability of the driver the judge(s) should set an appropriate individual workout or a time for the driver to complete a free style workout.

#### H11.03 - Workout

- (a) An individual workout is required, the minimum being a figure eight at the trot and a rein back.

### H12 - BASIC HARNESS WORKOUT

May be used in conjunction with all harness classes.

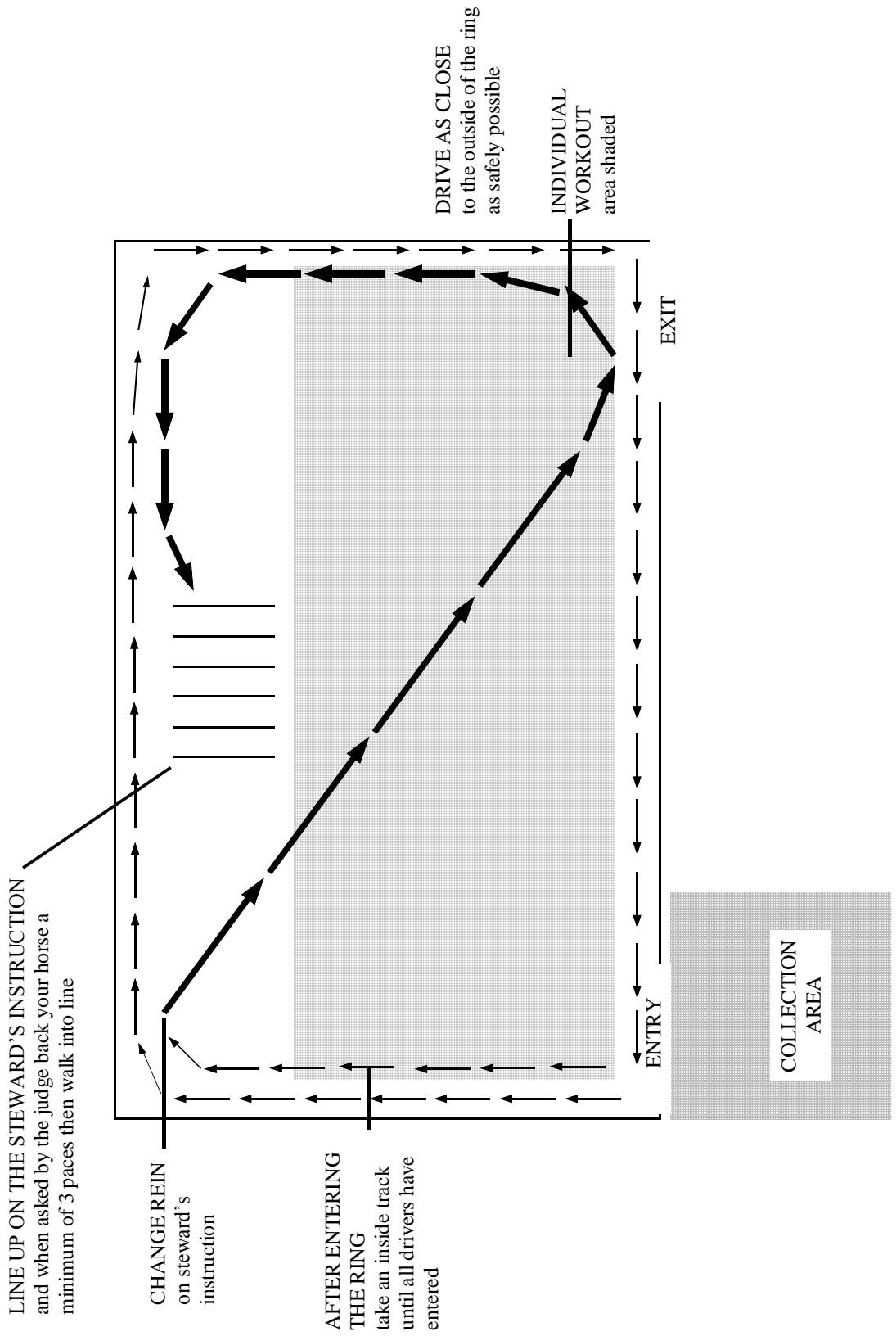
Individual workouts are not required except for Whip and Long Reining.

Location of Entry and Collection Area is an example only as arena layouts may differ depending upon facility.





# Basic Harness Workout





## **N - NATIONAL SHOW RULES**

**The NZ Miniature Horse show shall be known as the New Zealand Miniature Horse National Show**

**The NZMHA national show be run over four days. The breeders classes etc and youth to be run on the first day. Cat A breed, head, colour and movement on the second day, Cat B breed, head, colour and movement on the third day and all activity classes on the 4th day.**

### **N1 Location and Date**

**The NZMHA National Show will be held annually.**

**National show will be held in the South Island once every three years.**

### **N2 Judges**

**Number of Judges:**

**The number of judges required to judge the NZMHA National Show shall be three (3). One (1) judge of these three will judge the futurity classes.**

**The call judge will be drawn along with the Futurity judge the night before the commencement of the National show.**

**The sweepstake judge is not to be one of the three national show judges.**

### **N3 Officials**

**The Show Manager must have no horses entered in the show.**

### **N4 Judging System**

**Each judge will place up to eight (8) horses out of each class. Horses placed under each judge will receive the following points.**

<b><u>1st place</u></b>	<b><u>-</u></b>	<b><u>8 points</u></b>
<b><u>2nd place</u></b>	<b><u>-</u></b>	<b><u>7 points</u></b>
<b><u>3rd place</u></b>	<b><u>-</u></b>	<b><u>6 points</u></b>
<b><u>4th place</u></b>	<b><u>-</u></b>	<b><u>5 points</u></b>
<b><u>5th place</u></b>	<b><u>-</u></b>	<b><u>4 points</u></b>
<b><u>6th place</u></b>	<b><u>-</u></b>	<b><u>3 points</u></b>
<b><u>7th place</u></b>	<b><u>-</u></b>	<b><u>2 points</u></b>
<b><u>8th place</u></b>	<b><u>-</u></b>	<b><u>1 point</u></b>

**Points earned by each horse from all judges will be added together to be the total score. The call judge's placing will be used to break all ties.**

**Using the accumulated point system, placings will be the National Champion, National Reserve Champion and 3rd, 4th, 5th. These five horses will return for judging of National Grand Champion awards where required. National Grand Champion classes will place to 5th.**

**For performance classes that are judged on scores, each judge will place the top eight horses in the order of their scores. The above points system will then be utilised to determine the placings. Top five placings (National Grand, Reserve National Grand, 3rd, 4th, 5th) will then be determined based on the combination of placings in the class/es and ordinary scores.**





## H5 Sweepstakes Classes

Category A and B are separate classes. Open to any age or sex within that category. Judged on the normal halter workout of the day.

All entry fee sweepstakes money and sponsorship money's will be paid out to the Top 10 horses in each category.


<u>1st place</u>	-	<u>25%</u>
<u>2nd place</u>	-	<u>20%</u>
<u>3rd place</u>	-	<u>15%</u>
<u>4th place</u>	-	<u>10%</u>
<u>5th to 10th places</u>		<u>5%</u>

## N6 Height Verification

All foals and yearlings are to be height verified at the National Show prior to start of the show.

## N7 Workout

The workout for the National Show is to be the new workout developed for the 2011 National Show.



## N8 Notification

NZMHA will provide exhibitors with verification of receipt of entries into the National Show as well as eligibility within 10 days prior to the show.





**N9 Amendment of National Show Rules**

**Council may clarify or amend show rules (Excluding N-1 to N-8) to fit National show requirements as long as these are carried by 2/3rds of council members and that these amendments are notified to members 30 days before the National show date and before close of entries.**





## HP - HI-POINT RULES

### A – GENERAL RULES

- Open to any horse registered with the New Zealand Miniature Horse Association Inc (NZMHA).
- Horses must be owned/leased by a current financial member of NZMHA at the time of showing.
- All horses will be automatically entered in the Hi-Point competition excluding GI.
- Showmanship, Best Presented and Youth** – A card can be issued to those competitors competing in these events to assist with the compiling of results for these awards. The card can be completed in full and returned by a specified time as designated by the NZMHA Hi-Point Committee.
- Places to 5th except where stated. **No Points** will be made public or printed other than the top 10 placings.
- Horses must have a current NZMHA height certificate valid at the time of showing if Hi-Points are to be awarded for that show.
- Provisional top five placegetters in each classification will be required to provide copies of all height certificates to the NZMHA Hi-Point Committee prior to finalisation of results.

### B – POINTS RULES

- If a horse changes Category\* part way through the show season, all points earned prior to the date of transfer shall be forfeited.
  - If a horse changes Division (Single Pleasure to Country Pleasure) any points earned prior to the change will be forfeited.
- Points will be awarded in respect of shows at which 15 or more horses are entered and shown in the Category\* (A or B) in which the horse is shown.
- Points will count from no more than
  - 8 class placings** and Champions / Reserve Champions for Showmanship;
  - 8 class placings** for Best Presented, and Harness Best Presented;
  - 5 classes per show** for **8 shows** for all youth awards;
  - 8 shows** for all other awards;
- For Overall Hi-Point Performance Horse the result will be calculated from the **8 best results from each discipline**
- Points will be awarded as follows subject to scaling as detailed under Rule C:**

CLASSES:

Number of horses in class	POINTS			
	1 <sup>st</sup>	2 <sup>nd</sup>	3 <sup>rd</sup>	4 <sup>th</sup>
1	1	-	-	-
2	2	1	-	-
3	3	2	1	-
4 or over	4	3	2	1

- Supreme and Runner-Up Supreme will be awarded 4 points for their class wins regardless of the number of horses in their class
- Champion will be awarded one more point than the Reserve Champion regardless of the numbers of horses in their class.

CHAMPION

4 points

RESERVE CHAMPION	3 points
SUPREME CHAMPION (no of entries is per category)	
15 to 24 entries.....	5 points
25 to 34 entries.....	6 points
35 to 44 entries.....	7 points
45 plus entries.....	8 points
RUNNER-UP SUPREME	2 points less than Supreme

- “Category” refers to Cat A or B as per the show rules.

### C - CRITERIA & SCALING

Points as awarded under Rule B will be adjusted by scaling factors as detailed below:

**In all cases the show must have prior approval for Hi-Points from NZMHA**

#### **NZMHA SHOWCASE SHOWS**

**(AA Rating)**

Minimum requirements:

- Open to NZMHA registered miniature horses only;
- Open to NZMHA members only;
- Run under NZMHA show rules;
- Run by NZMHA **or** NZMHA in conjunction with a NZMHA Affiliated Club only;

Hi-points awarded will be scaled by a factor of 2.00

Note: The points from only two (2) AA rated shows will be scaled at a factor of 2.00. Additional AA Rated Shows attended will be treated as Affiliated Club Premier Shows (A Rated Shows). The AA Rated Shows at which the competitor placed the best will automatically be scaled at 2.00

#### **NZMHA AFFILIATED CLUB PREMIER SHOWS**

**(A Rating)**

Minimum requirements:

- Open to NZMHA registered miniature horses only;
- Run under NZMHA show rules;
- Run by NZMHA Affiliated Club only;

Hi-points awarded will be scaled by a factor of 1.50

Note: Only one (1) A rated show will be approved for each Affiliated Club.





### **NZMHA AFFILIATED CLUB SHOWS**

#### **(B Rating)**

Minimum requirements:

1. Open to NZMHA registered miniature horses only;
2. Run under NZMHA show rules;
3. Run by NZMHA Affiliated Club only;

Hi-points awarded will be scaled by a factor of 1.00

### **OTHER NZMHA COUNCIL APPROVED SHOW**

#### **(C Rating)**

Minimum requirements:

1. Run under NZMHA show rules;

Hi-points awarded will be scaled by a factor of 0.50

## In Summary:

Scaling will be applied as follows:

- 2 results/placings will be treated as a AA
- Up to 8 results/placings will be treated as A
- Up to 8 results/placings will be treated as B
- Up to 8 results/placings will be treated as C

For the maximum number of placings, shows or classes as defined elsewhere

## D – AWARD CATEGORIES

### 1. Halter Categories

- i. Hi-Point Foal
- ii. Hi-Point Yearling Filly
- iii. Hi-Point Yearling Colt
- iv. Hi-Point Weanling/Yearling Gelding
- v. Hi-Point Mare 2 Years and Over
- vi. Hi-Point Stallion 2 Years and Over
- vii. Hi-Point Gelding 2 Years and Over

### 2. Overall Hi-Point Halter Horse

Highest placed horse from all breed classes, winner and runner up only;

### 3. Colour Categories

- i. Hi-Point Solid Colour Horse
- ii. Hi-Point Multi Colour Horse

### 4. Performance Categories

- i. Hi-Point Trail at Halter Horse
- ii. Hi-Point Hunter (excludes Introductory Hunter)
- iii. Hi-Point Single Pleasure Driving Horse (excludes whip and harness best presented)
- iv. Hi-Point Country Pleasure Driving Horse (excludes whip and harness best presented)
- v. Hi-Point Roadster

### 5. Overall Hi-Point Performance Horse

- i. Points from trail, hunter, jumper, fault & out, 6 bar jumping, pleasure driving and roadster count for overall Performance Horses;
- ii. Points from 2 or more of the above disciplines to count for Overall Performance Horse but only 1 of the harness disciplines and 1 of the jumping disciplines are counted;
- iii. Excludes whip driving classes;
- iv. Excludes harness best presented;

### 6. Hi-Point Best Presented Horse and Adult Handler

Same Handler but any Cat A or B Horse, points counted from 8 placings only;

### 7. Hi-Point Best Presented Horse and Youth Handler

Same Handler but any Cat A or B Horse, points counted from 8 placings only;

### 8. Hi-Point Best Presented Harness Horse and Adult Driver

Same Driver but any Cat A or B Horse, points counted from 8 placings only;

### 9. Hi-Point Best Presented Harness Horse and Youth Driver

Same Driver but any Cat A or Cat B Horse, points counted from 8 placings only;

### 10. Hi-Point Adult Showmanship

Open to any handler 18 years or over handling a Cat A or B Horse, points counted from 8 class placings and Champion/Reserve Champions only;

### 11. Hi-Point Youth Showmanship

Open to any handler under 18 years handling a Cat A or B Horse, points counted from 8 class placings and Champion/Reserve Champions only;

### 12. Hi-Point Junior Youth

Open to any handler 12 years and under handling a Cat A or B Horse. Points counted from the same combination (horse and handler) competing in Youth Hi-Point Classes (YHP). A maximum of 8 scores counted. Scores are based on points from up to a maximum of 5 classes from the following sections:

- Best Presented
- Colour
- Hunter
- Showmanship (excl Champ)
- One from Best Presented Harness, Single Pleasure Driving, Country Pleasure Driving or Roadster Driving

### 13. Hi-Point Senior Youth

Open to any handler 13 years or over and under 18 years handling a Cat A or B Horse. Points counted from the same combination (horse and handler) competing in Youth Hi-Point Classes (YHP). A maximum of 8 scores counted. Scores are based on points from up to a maximum of 5 classes from the following sections:

- Best Presented
- Colour
- Hunter
- Showmanship (excl Champ)
- One from Best Presented Harness, Single Pleasure Driving, Country Pleasure Driving or Roadster Driving

### 14. Overall Hi-Point Youth

Highest placed youth from Junior Youth and Senior Youth combined. Winner and Runner Up awards;

### 15. Hi-Point Adult Rookie of the Year (entry required)

Open to any handler 18 years and over competing in their first or second year handling a Cat A or B Horse. Eg. Eligibility for 2007-2008 Award – Not to have shown in an NZMHA Hi-Point Show prior to August 1, 2006. Points counted from only 1 horse per show up to a maximum of



New Zealand Miniature Horse Association (Inc)



8 class placings per show counted





## GI - GELDING INCENTIVE RULES

### CATEGORIES & ENTRY FEES

Category A Halter	- \$10	Category B Halter	-\$10
Category A Performance	- \$10	Category B Performance	-\$10

### RULES

1. Horses must be owned/leased by a current financial member at time of entry;
2. Horses must be registered with NZMHA;
3. Gelding Incentive **Halter Competition** will include points from the following GI classes:
  - Gelding Breed classes;
  - Colour classes;
  - Head classes;
  - Movement classes;
4. Gelding Incentive **Performance Competition** will include points from the following GI classes
  - ONE Jumping class from Hunter, Jumper, Six Bar Jumper or Fault and Out;
  - ONE Trail class;
  - ONE Harness class from Single Pleasure Driving, Country Pleasure Driving or Roadster Driving;
5. All entries must be on the official NZMHA Gelding Incentive form;
6. Only NZMHA National and Regional Shows, shows run by NZMHA Affiliated Clubs that offer the recommended NZMHA show program or other shows are eligible for inclusion in the Gelding Incentive. In all cases the show must be as approved by NZMHA council;
7. Points to count for each Gelding Incentive section from no more than 8 shows;
8. If less than 15 horses in a category on the day, then no points will be awarded in that category;
9. If a horse changes category part way through the show season, all points earned to that date of transfer will be forfeited;
10. Horses may enter at any time before or during the show season, however only points won up to 7 days prior to entry will be accepted;
11. Height certificates must be valid at the time of showing. If a horse is shown without a valid height certificate at any show, that show will not be counted;
12. Handler must write on card number of horses in class, if it is not on card, the lowest number of points will be awarded;
13. Copies of valid height certificate(s) must accompany cards when recalled at the end of the show season;
14. If points are equal, the prize money will be shared equally among the winners of that section;

**NOTE**  
**POINTS FOR SHOWS FOR GELDING INCENTIVE WILL BE AWARDED**  
**AS PER THE NZMHA HI-POINT RULES.**





## F - Futurity Rules

The NZMHA “Futurity”. This is an annual event, where horses sired by Futurity nominated sires are eligible to be entered in the NZMHA Futurity – one in the North Island, one in the South Island. Horses may only compete in one futurity class each season.

### Step One

Stallions are automatically nominated when their annual Stallion Breeding Return is filed with the NZMHA Registrar and a nomination fee paid.

For the purposes of this competition the owner/leasee is deemed to be the person who signed the Stallion Breeding report.

### Step Two

The foals of these nominated stallions are eligible when born to be futurity nominated at a one off standard fee of \$10 each.

This nomination makes the foal eligible for futurities as a foal and yearling with no further continuation fees, other than to enter the actual futurity class at the show.

Foals born prior to February 1 of the current season must be nominated by February 28 to be eligible to enter the foal futurity in the current season and/or the yearling futurity in the following season. Foals by a nominated stallion born on or after February 1 of the current season may be late nominated so as to compete in the yearling futurity the next year for the standard fee.

Yearlings of nominated stallions may be late nominated for a penalty fee of \$50 provided they are nominated by February 28 of their yearling show year.

Foal nomination occurs either at the time of registration by selection of relevant box on the registration application and payment of the nomination fee. For horses for whom registration papers have been issued a separation nomination form, the original registration papers and the nomination fee must be forwarded to the registrar. In all cases the registration papers will be stamped “Futurity Nominated”, dated and countersigned by the Registrar. A foal/yearling is only eligible for entry in the futurity classes if its registration papers are so marked.

### Step Three

Horses are shown in the futurity as a foal or yearling (classes to be held at the NZMHA National Show and at the NZMHA Council Nominated Showcase Show for the Island not holding the National Show). Cost to enter each futurity class shall be the same in each island.

Futurity Classes to be held:-

NZMHA Foal/Weanling Colt Futurity Category A  
NZMHA Foal/Weanling Filly Futurity Category A  
NZMHA Foal/Weanling Colt Futurity Category B  
NZMHA Foal/Weanling Filly Futurity Category B  
NZMHA Yearling Colt Futurity Category A  
NZMHA Yearling Filly Futurity Category A  
NZMHA Yearling Colt Futurity Category B  
NZMHA Yearling Filly Futurity Category B

Both North Island and South Island events to be held, awards to be noted as North Island or South Island Futurity Champion.





Prize pools are established for each section in \*each island\*.

Prize pool shall be made up as follows:

- 50% of the futurity portion of the Stallion Breeding Return Fee shall be allocated.
- The nomination fees for all foals and yearlings nominated (including late foal nominations)
- The futurity class entry fees

The prize pool shall be split evenly across all classes for each island ..

1st – 50%, 2nd – 25% ,3rd – 15%, 4th – 10%

- Any unused prize money will be carried over till next year prize pool.

The prize money shall be paid to the registered owner/lease of the foal at the close of entries for the show.

### **Stallions**

The stallion prize pool shall be made up as follows:

- 1/4th of the futurity portion of the Stallion Breeding Return Fee shall be allocated to the stallion futurity prize pool
- 100% of the stallion prize pool is paid as prize money on the following basis

The total futurity prize money won by the progeny (both Category A and Category B) of each stallion shall determined

1st – 30% of the total stallion prize pool  
2nd – 25% of the total stallion prize pool  
3rd – 20% of the total stallion prize pool  
4th – 15% of the total stallion prize pool  
5th – 10% of the total stallion prize pool

Any unused prize money (i.e. no place getter to be paid) is carried over into the next years stallion futurity total prize pool.

The top two futurity stallions shall receive a free full page colour ad in Tinytales.

Remaining ¼ of the nominated stallion breeding report fee is held for administration.

Note: No refunds can be made at any stage if the horse does not carry on in the competition (eg. colt is gelded).

### **Future Futurities**

Each season a new futurity will start for future generations of foals born.

Note: Geldings are ineligible to compete in this competition which is targeted at future breeding stock. The prize money shall be paid to the person (owner/leasee) who signed the Stallion Breeding Return.





## O - OTHER SPECIALTY CLASSES

Recommended procedures and rules are available for other specialty events such as dressage, events, and other forms of harness activity. Contact the NZ Miniature Horse Association for more information.

## D - DISCLAIMER

Every endeavour is made to ensure the information in these rules is correct and designed to ensure shows are run safely. However, the responsibility for safety at shows rests with show management. The New Zealand Miniature Horse Association will accept no responsibility for any accident or other event that gives rise to damage, or loss to horse, vehicles or other property; or to death, injury, or illness (including mental anguish) to any person whether a member, guest, spectator or otherwise, whilst participating in events or shows run under the above rules.

The above show rules will be revised and reprinted when necessary by the Council of the New Zealand Miniature Horse Association, and remain the Property of the Association.

